

APRIL 2015
VOLUME 20



ISTR 20

INTERNET SECURITY THREAT REPORT

4	Introduction	
5	Executive Summary	
9	2014 IN NUMBERS	
18	MOBILE DEVICES & THE INTERNET OF THINGS	
19	Mobile Malware	
23	<i>SMS and the Interconnected Threat to Mobile Devices</i>	
25	Mobile Apps and Privacy	
26	Internet of Things	
26	Wearable Devices	
27	Internet-Connected Everything	
27	<i>Automotive Security</i>	
28	The Network As the Target	
29	<i>Medical Devices – Safety First, Security Second</i>	
31	WEB THREATS	
32	Vulnerabilities	
32	Heartbleed	
32	ShellShock and Poodle	
33	High-Profile Vulnerabilities and Time to Patch	
34	<i>The Vulnerability Rises</i>	
35	SSL and TLS Certificates Are Still Vital to Security	
35	Vulnerabilities as a Whole	
41	Compromised Sites	
42	Web Attack Toolkits	
43	Malvertising	
43	Malvertising at Large	
44	Denial of Service	
45	SOCIAL MEDIA & SCAMS	
46	Social Media	
46	Facebook, Twitter, and Pinterest	
48	<i>Affiliate Programs: The Fuel That Drives Social Media Scams</i>	
50	Instagram	
51	Messaging Platforms	
53	Dating Scams	
54	Malcode in Social Media	
54	The Rise of “Antisocial Networking”	
54	Phishing	
56	<i>Phishing in Countries You Might Not Expect</i>	
58	Email Scams and Spam	
60	TARGETED ATTACKS	
61	Cyberespionage	
62	Industrial Cybersecurity	
63	<i>Securing Industrial Control Systems</i>	
65	Reconnaissance Attacks	
66	Watering Hole Attacks	
69	<i>Shifting Targets and Techniques</i>	
70	Threat Intelligence	
70	Techniques Used In Targeted Attacks	
77	DATA BREACHES & PRIVACY	
83	Retailers Under Attack	
84	Privacy and the Importance of Data Security	
85	<i>Data Breaches in the Healthcare Industry</i>	
87	E-CRIME & MALWARE	
88	The Underground Economy	
90	Malware	
93	Ransomware	
93	Crypto-Ransomware	
95	<i>Digital Extortion: A Short History of Ransomware</i>	
97	Bots and Botnets	
98	OSX as a Target	
100	Malware on Virtualized Systems	
101	APPENDIX	
102	Looking Ahead	
104	Best Practice Guidelines for Businesses	
107	20 Critical Security Controls	
108	Critical Control Protection Priorities	
111	Best Practice Guidelines for Consumers	
112	Best Practice Guidelines for Website Owners	
114	Footnotes	
117	Credits	
118	About Symantec	
118	More Information	

CHARTS & TABLES

9	2014 IN NUMBERS	60	TARGETED ATTACKS
18	MOBILE DEVICES & THE INTERNET OF THINGS	62	Vulnerabilities Disclosed in ICS Including SCADA Systems
19	New Android Mobile Malware Families	66	Zero-Day Vulnerabilities
20	Cumulative Android Mobile Malware Families	67	Top 5 Zero-Day Vulnerabilities, Time of Exposure & Days to Patch
20	New Android Variants per Family	68	Zero-Day Vulnerabilities, Annual Total
21	App Analysis by Symantec's Norton Mobile Insight	70	Distribution of Spear-Phishing Attacks by Organization Size
21	New Mobile Vulnerabilities	71	Risk Ratio of Spear-Phishing Attacks by Organization Size
22	Mobile Vulnerabilities by Operating System	71	Top 10 Industries Targeted in Spear-Phishing Attacks
22	Mobile Threat Classifications	72	Risk Ratio of Organizations in an Industry Impacted by Targeted Attack Sent by Spear-Phishing Email
31	WEB THREATS	72	Risk Ratio of Spear-Phishing Attacks by Industry
33	Heartbleed and ShellShock Attacks	73	Spear-Phishing Emails per Day
35	New Vulnerabilities	73	Spear-Phishing Email Campaigns
36	Total Number of Vulnerabilities	74	Spear-Phishing Email Word Cloud
36	Browser Vulnerabilities	74	Risk Ratio of Spear-Phishing Attacks by Job Role
37	Plug-In Vulnerabilities by Month	75	Risk Ratio of Spear-Phishing Attacks by Job Level
37	Top 10 Vulnerabilities Found Unpatched on Scanned Webservers	75	Average Number of Spear-Phishing Attacks per Day
38	Scanned Websites with Vulnerabilities Percentage of Which Were Critical	76	Analysis of Spear-Phishing Emails Used in Targeted Attacks
38	Websites Found with Malware	77	DATA BREACHES & PRIVACY
39	Classification of Most Frequently Exploited Websites	78	Total Breaches
39	Web Attacks Blocked per Month	78	Breaches with More Than 10 Million Identities Exposed
40	New Unique Malicious Web Domains	79	Top Causes of Data Breach
40	Web Attacks Blocked per Day	79	Average Identities Exposed per Breach
42	Top 5 Web Attack Toolkits	80	Median Identities Exposed per Breach
42	Timeline of Web Attack Toolkit Use	80	Timeline of Data Breaches
44	DDoS Attack Traffic	81	Total Identities Exposed
45	SOCIAL MEDIA & SCAMS	82	Top 10 Sectors Breached by Number of Incidents
47	Social Media	82	Top 10 Sectors Breached by Number of Identities Exposed
55	Email Phishing Rate (Not Spear-Phishing)	83	Top-Ten Types of Information Exposed
57	Phishing Rate	87	E-CRIME & MALWARE
57	Number of Phishing URLs on Social Media	89	Value of Information Sold on Black Market
58	Overall Email Spam Rate	90	New Malware Variants
58	Estimated Global Email Spam Volume per Day	90	Email Malware Rate (Overall)
59	Global Spam Volume per Day	91	Email Malware as URL vs. Attachment
		91	Percent of Email Malware as URL vs. Attachment by Month
		92	Proportion of Email Traffic in Which Malware Was Detected
		92	Ransomware Over Time
		93	Ransomware Total
		94	Crypto-Ransomware
		97	Number of Bots
		97	Malicious Activity by Source: Bots
		98	Top 10 Spam-Sending Botnets
		99	Top 10 Mac OSX Malware Blocked on OSX Endpoints

Introduction

Symantec has established the most comprehensive source of Internet threat data in the world through the Symantec™ Global Intelligence Network, which is made up of more than 57.6 million attack sensors and records thousands of events per second. This network monitors threat activity in over 157 countries and territories through a combination of Symantec products and services such as Symantec DeepSight™ Intelligence, Symantec™ Managed Security Services, Norton™ consumer products, and other third-party data sources.

In addition, Symantec maintains one of the world's most comprehensive vulnerability databases, currently consisting of more than 66,400 recorded vulnerabilities (spanning more than two decades) from over 21,300 vendors representing over 62,300 products.

Spam, phishing, and malware data is captured through a variety of sources including the Symantec Probe Network, a system of more than 5 million decoy accounts, Symantec.cloud, and a number of other Symantec security technologies. Sceptic™, the Symantec.cloud proprietary heuristic technology, is able to detect new and sophisticated targeted threats before they reach customers' networks. Over 8.4 billion email messages are processed each month and more than 1.8 billion web requests filtered each day across 14 data centers. Symantec also gathers phishing information through an extensive anti-fraud community of enterprises, security vendors, and more than 50 million consumers.

Symantec Trust Services secures more than one million web servers worldwide with 100 percent availability since 2004. The validation infrastructure processes over 6 billion Online Certificate Status Protocol (OCSP) look-ups per day, which are used for obtaining the revocation status of X.509 digital certificates around the world. The Norton™ Secured Seal is displayed almost one billion times per day on websites in 170 countries and in search results on enabled browsers.

These resources give Symantec analysts unparalleled sources of data with which to identify, analyze, and provide informed commentary on emerging trends in attacks, malicious code activity, phishing, and spam. The result is the annual Symantec Internet Security Threat Report, which gives enterprises, small businesses, and consumers essential information to secure their systems effectively now and into the future.

SHARE
THIS

Executive Summary

If there is one thing that can be said about the threat landscape, and Internet security as a whole, it is that the only constant is change. This can clearly be seen in 2014: a year with far-reaching vulnerabilities, faster attacks, files held for ransom, and far more malicious code than in previous years.

While 2013 was seen as the Year of the Mega Breach, 2014 had high-profile vulnerabilities grabbing the headlines. Data breaches are still a significant issue, since the number of breaches increased 23 percent and attackers were responsible for the majority of these breaches. However, attention shifted during the year from what was being exfiltrated to the way attackers could gain access.

Vulnerabilities have always been a big part of the security picture, where operating system and browser-related patches have been critical in keeping systems secure. However, the discovery of vulnerabilities such as Heartbleed, ShellShock, and Poodle, and their wide-spread prevalence across a number of operating systems, brought the topic front and center. The conversation has shifted from discussing “threat X that exploits a vulnerability” to detailing how “vulnerability Y is used by these threats and in these attacks.”

This is one of many constants that changed in 2014. Based on the data collected by the Symantec Intelligence network and the analysis of our security experts, here are other trends of note in 2014.

Attackers Are Moving Faster, Defenses Are Not

Within four hours of the Heartbleed vulnerability becoming public, Symantec saw a surge of attackers stepping up to exploit it. Reaction time has not increased at an equivalent pace. Advanced attackers continue to favor zero-day vulnerabilities to silently sneak onto victims' computers, and 2014 had an all-time high of 24 discovered zero-day vulnerabilities. As we observed with Heartbleed, attackers moved in to exploit these vulnerabilities much faster than vendors could create and roll out patches. In 2014, it took 204 days, 22 days, and 53 days, for vendors to provide a patch for the top three most exploited zero-day vulnerabilities. By comparison, the average time for a patch to be issued in 2013 was only four days. The most frightening part, however, is that the top five zero-days of 2014 were actively used by attackers for a combined 295 days before patches were available.

Attackers Are Streamlining and Upgrading Their Techniques, While Companies Struggle to Fight Old Tactics

In 2014, attackers continued to breach networks with highly targeted spear-phishing attacks, which increased eight percent overall. They notably used less effort than the previous year, deploying 14 percent less email towards 20 percent fewer targets.

Attackers also perfected watering hole attacks, making each attack more selective by infecting legitimate websites, monitoring site visitors and targeting only the companies they wanted to attack.

Further complicating companies' ability to defend themselves was the appearance of "Trojanized" software updates. Attackers identified common software programs used by target organizations, hid their malware inside software updates for those programs, and then waited patiently for their targets to download and install that software—in effect, leading companies to infect themselves.

Last year, 60 percent of all targeted attacks struck small- and medium-sized organizations. These organizations often have fewer resources to invest in security, and many are still not adopting basic best practices like blocking executable files and screensaver email attachments. This puts not only the businesses, but also their business partners, at higher risk.

SHARE
THIS

Cyberattackers Are Leapfrogging Defenses in Ways Companies Lack Insight to Anticipate

As organizations look to discover attackers using stolen employee credentials and identify signs of suspicious behavior throughout their networks, savvy attackers are using increased levels of deception and, in some cases, hijacking companies' own infrastructure and turning it against them.

In 2014, Symantec observed advanced attackers:

- Deploying legitimate software onto compromised computers to continue their attacks without risking discovery by anti-malware tools.
- Leveraging a company's management tools to move stolen IP around the corporate network.
- Using commonly available crimeware tools to disguise themselves and their true intention if discovered.
- Building custom attack software inside their victim's network, on the victim's own servers.
- Using stolen email accounts from one corporate victim to spear-phish their next corporate victim.
- Hiding inside software vendors' updates, in essence "Trojanizing" updates, to trick targeted companies into infecting themselves.

Given all of this stealthy activity, it's not surprising that Symantec Incident Response teams brought in to investigate one known breach to an organization discovered additional breaches still in progress.

Almost no company, whether large or small, is immune. Five out of every six large companies (2,500+ employees) were targeted with spear-phishing attacks in 2014, a 40 percent increase over the previous year. Small- and medium-sized businesses also saw an uptick, with attacks increasing 26 percent and 30 percent, respectively.

SHARE
THIS

Malware Used In Mass Attacks Increases and Adapts

Non-targeted attacks still make up the majority of malware, which increased by 26 percent in 2014. In fact, there were more than 317 million new pieces of malware created last year, meaning nearly one million new threats were released into the wild each day. Some of this malware may not be a direct risk to organizations and is instead designed to extort end-users. Beyond the annoyance factor to IT, however, it impacts employee productivity and diverts IT resources that could be better spent on high-level security issues.

SHARE
THIS

Malware authors have various tricks to avoid detection; one is to spot security researchers by testing for virtual machines before executing their code. In 2014, up to 28 percent of all malware was “virtual machine aware.” This should serve as a wake-up call to security researchers who are dependent on virtual sandboxing to observe and detect malware. It also makes clear that virtual environments do not provide any level of protection. Certain malware like W32.Crisis, upon detecting a virtual machine, will search for other virtual machine images and infect them.

Digital Extortion on the Rise: 45 Times More People Had Their Devices Held Hostage in 2014

While most people associate “extortion” with Hollywood films and mafia bosses, cybercriminals have used ransomware to turn extortion into a profitable enterprise, attacking big and small targets alike.

Ransomware attacks grew 113 percent in 2014, driven by more than a 4,000 percent increase in crypto-ransomware attacks. Instead of pretending to be law enforcement seeking a fine for stolen content, as we’ve seen with traditional ransomware, crypto-ransomware holds a victim’s files, photos and other digital media hostage without masking the attacker’s intention. The victim will be offered a key to decrypt their files, but only after paying a ransom that can range from \$300-\$500—and that’s no guarantee their files will be freed.

SHARE
THIS

In 2013, crypto-ransomware accounted for a negligible percentage of all ransomware attacks (0.2 percent, or 1 in 500 instances). However, in 2014, crypto-ransomware was seen 45 times more frequently. While crypto-ransomware predominately attacks devices running Windows, Symantec has seen an increase in versions developed for other operating systems. Notably, the first piece of crypto-ransomware on mobile devices was observed on Android last year.

Cybercriminals Are Leveraging Social Networks and Apps to Do Their Dirty Work

Email remains a significant attack vector for cybercriminals, but there is a clear movement toward social media platforms. In 2014, Symantec observed that 70 percent of social media scams were manually shared. These scams spread rapidly and are lucrative for cybercriminals because people are more likely to click something posted by a friend.

Mobile was also ripe for attack, as many people only associate cyber threats with their PCs and neglect even basic security precautions on their smartphones. In 2014, Symantec found that 17 percent of all Android apps (nearly one million total) were actually malware in disguise. Additionally, grayware apps, which aren't malicious by design but do annoying and inadvertently harmful things like track user behavior, accounted for 36 percent of all mobile apps.

Internet of Things Is Not a New Problem, But an Ongoing One

Symantec continued to see attacks against Point of Sales systems, ATMs, and home routers in 2014. These are all network-connected devices with an embedded operating system, though they're not often considered part of the Internet of Things (IoT). Whether officially part of the IoT or not, attacks on these devices further demonstrate that it's no longer only our PCs at risk. And the potential for cyberattacks against cars and medical equipment should be a concern to all of us.

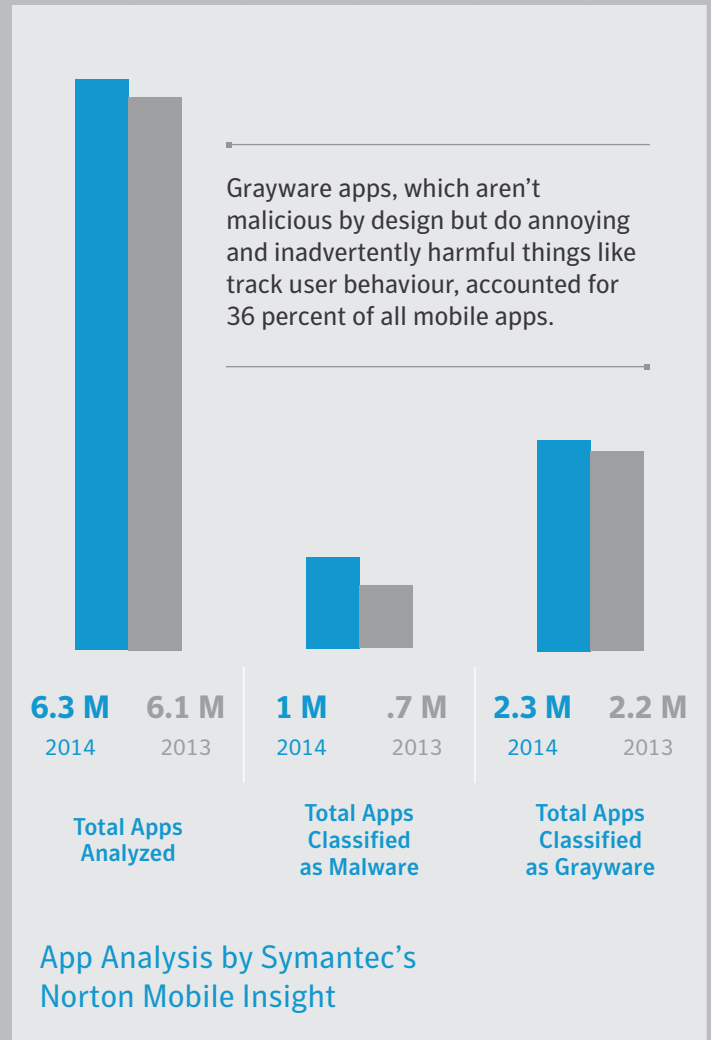
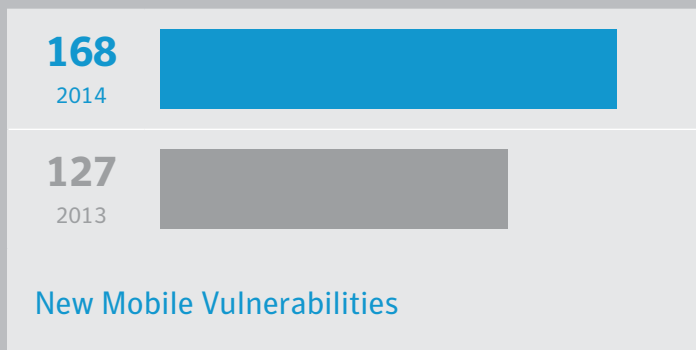
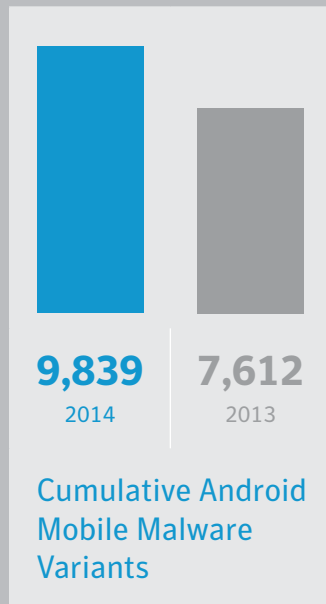
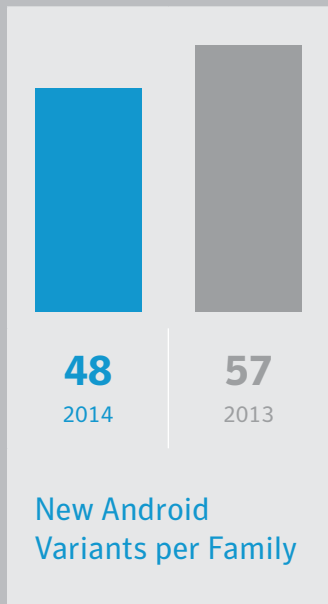
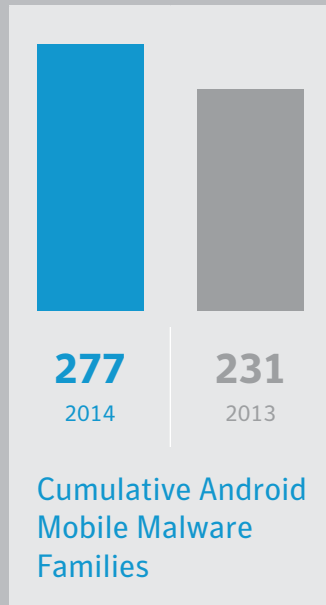
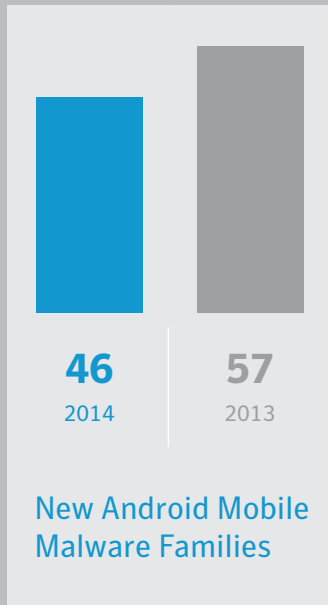
Risks to many IoT devices are exacerbated by the use of smartphones as a point of control. Symantec discovered that 52 percent of health apps—many of which connect to wearable devices—did not have so much as a privacy policy in place, and 20 percent sent personal information, logins, and passwords over the wire in clear text.

Some of this may reflect the attitudes of end users. In a Norton survey, one in four admitted they did not know what they agreed to give access to on their phone when downloading an application. And 68 percent were willing to trade their privacy for nothing more than a free app.

SHARE
THIS

2014 IN NUMBERS

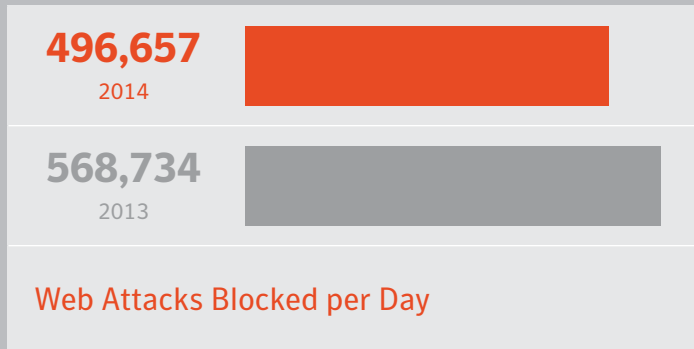
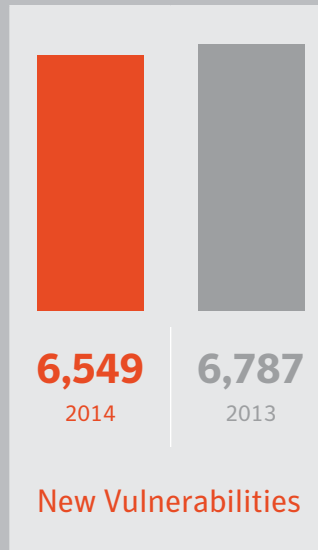
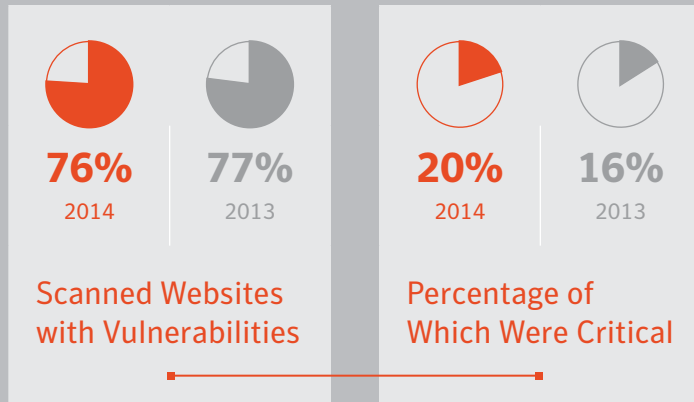




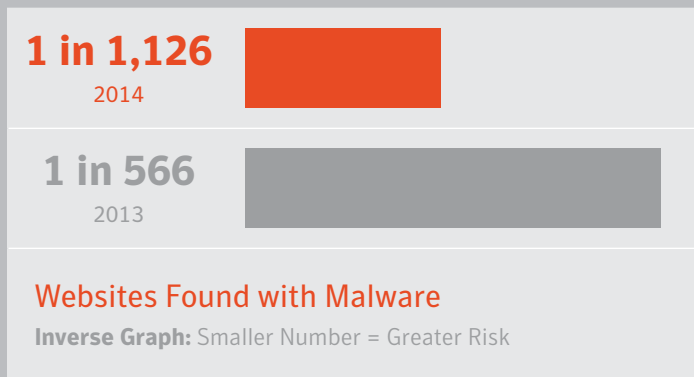
SHARE THIS

Symantec found that 17 percent of all Android apps (nearly one million total) were actually malware in disguise.

MOBILE DEVICES



Within four hours of the Heartbleed vulnerability becoming public, Symantec saw a surge of attackers stepping up to exploit it.

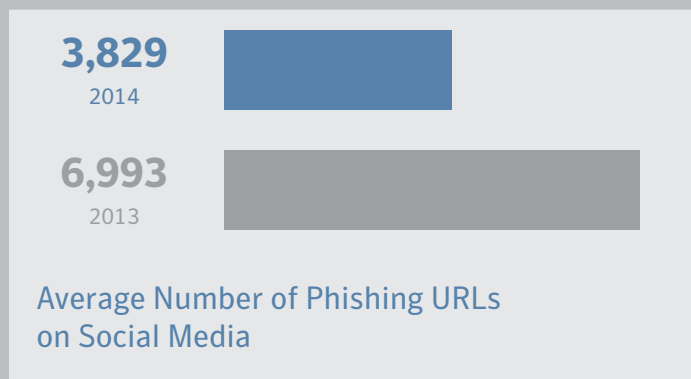

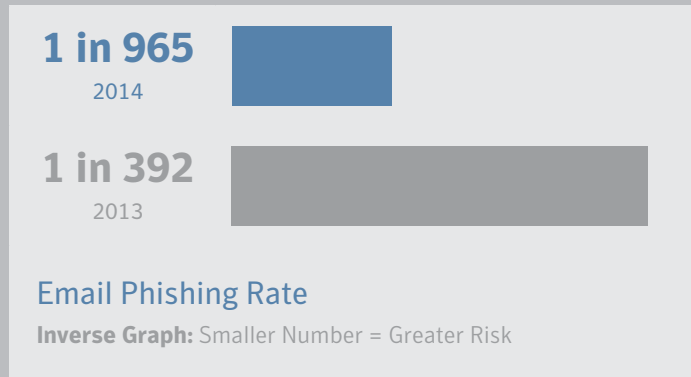
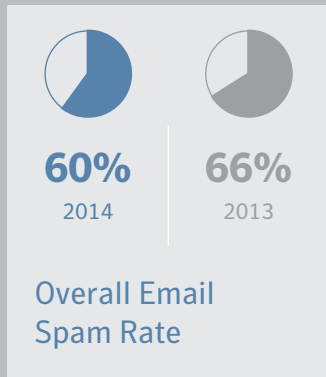


SHARE THIS

- 1 SSL/TLS Poodle Vulnerability
 - 2 Cross-Site Scripting
 - 3 SSL v2 support detected
 - 4 SSL Weak Cipher Suites Supported
 - 5 Invalid SSL certificate chain
- Top 5 Vulnerabilities Found Unpatched on Scanned Web Servers

WEB THREATS

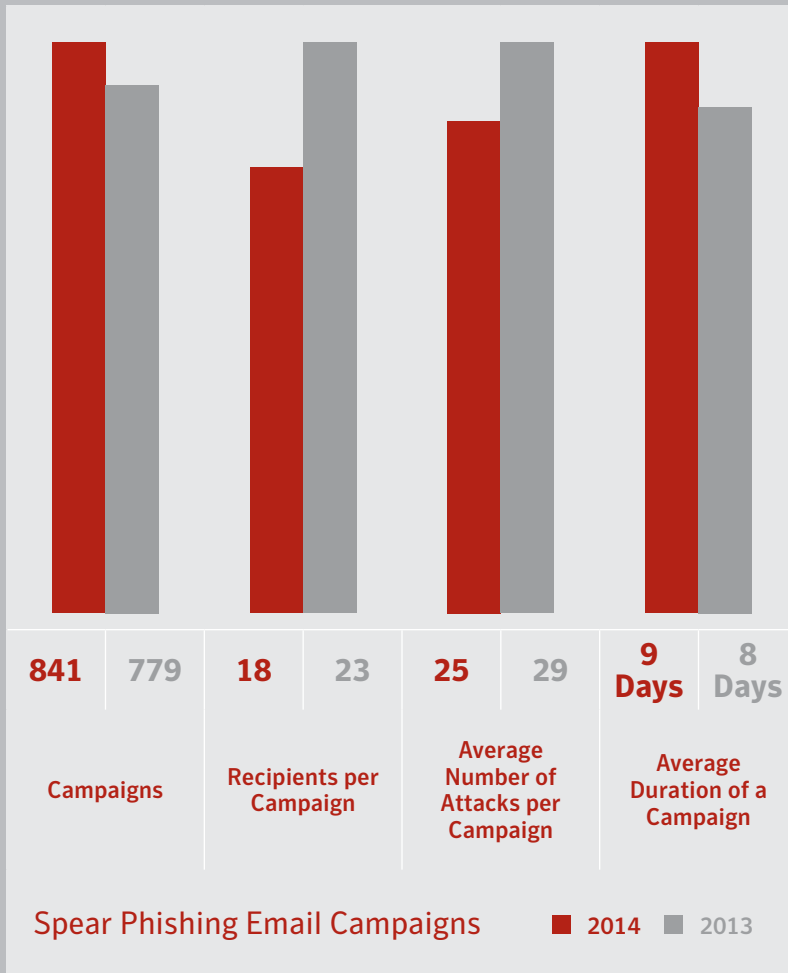
[BACK TO TABLE OF CONTENTS](#)



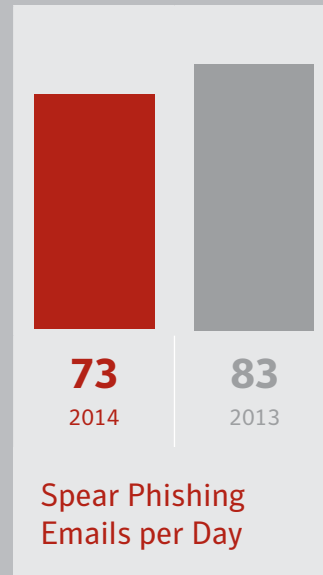

In 2014, Symantec observed that 70 percent of social media scams were manually shared.

SHARE THIS

SCAMS & SOCIAL MEDIA

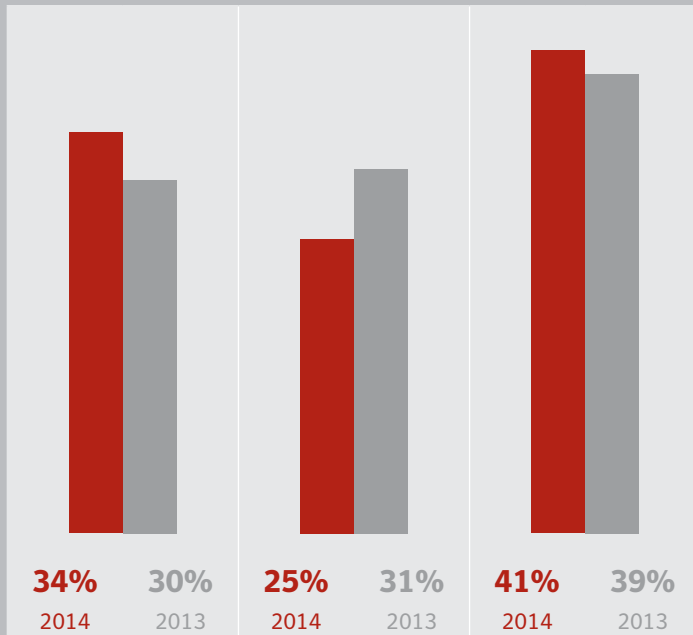


SHARE THIS



TARGETED ATTACKS

[BACK TO TABLE OF CONTENTS](#)



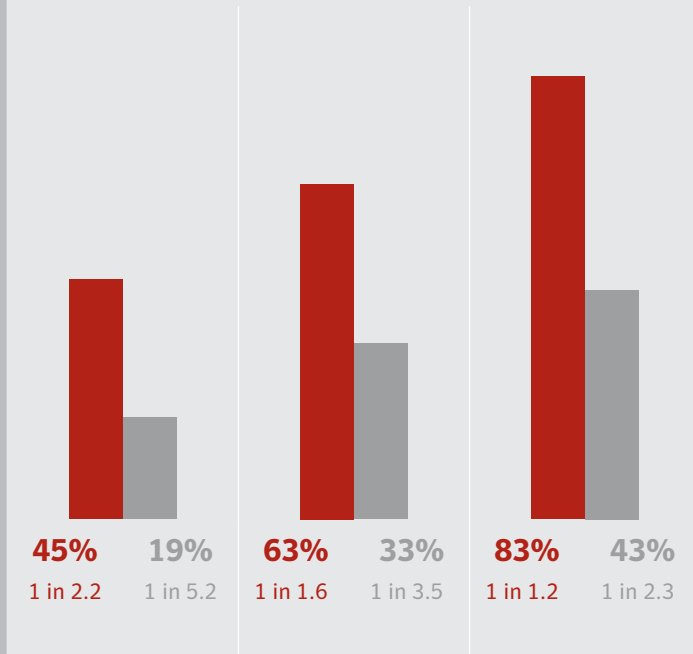
Distribution of Spear-Phishing Attacks by Organization Size

Small Businesses (SMBs) 1 to 250 Employees

Medium-Size Businesses 251 to 2,500 Employees

Large Enterprises 2,500+ Employees

Risk Ratio of Spear-Phishing Attacks by Organization Size



Individual Contributor	1 in 3.7	27%	
Manager	1 in 3.8	26%	
Intern	1 in 3.9	26%	
Director	1 in 5.4	19%	
Support	1 in 7.6	13%	

Top 5 Risk Ratio of Spear-Phishing Attacks by Job Level

Sales/Marketing	1 in 2.9	35%	
Finance	1 in 3.3	30%	
Operations	1 in 3.8	27%	
R&D	1 in 4.4	23%	
IT	1 in 5.4	19%	

Top 5 Risk Ratio of Spear-Phishing Attacks by Job Role

.doc	39%	
.exe	23%	
.scr	9%	
.au3	8%	
.jpg	5%	

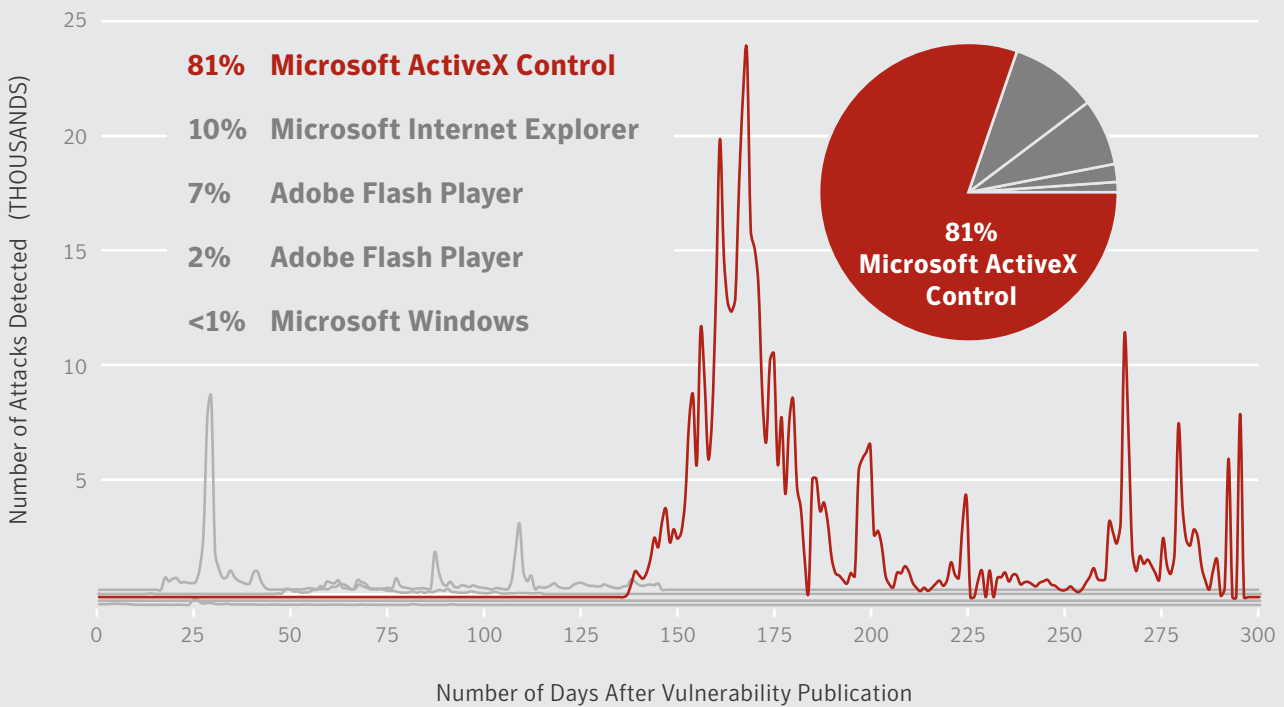
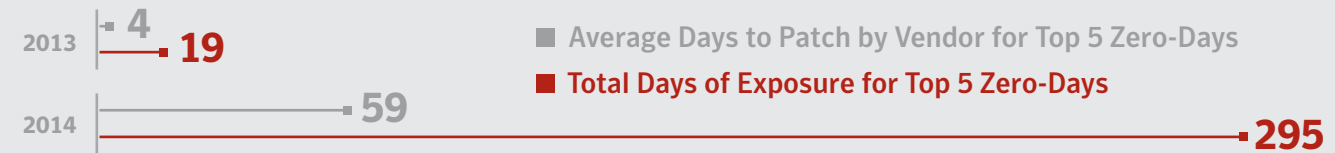
Spear-Phishing Emails Used in Targeted Attacks

Last year, 60 percent of all targeted attacks struck small- and medium-sized organizations.

SHARE THIS

In total, the top five zero-days of 2014 were actively exploited by attackers for a combined 295 days before patches were available.

SHARE THIS



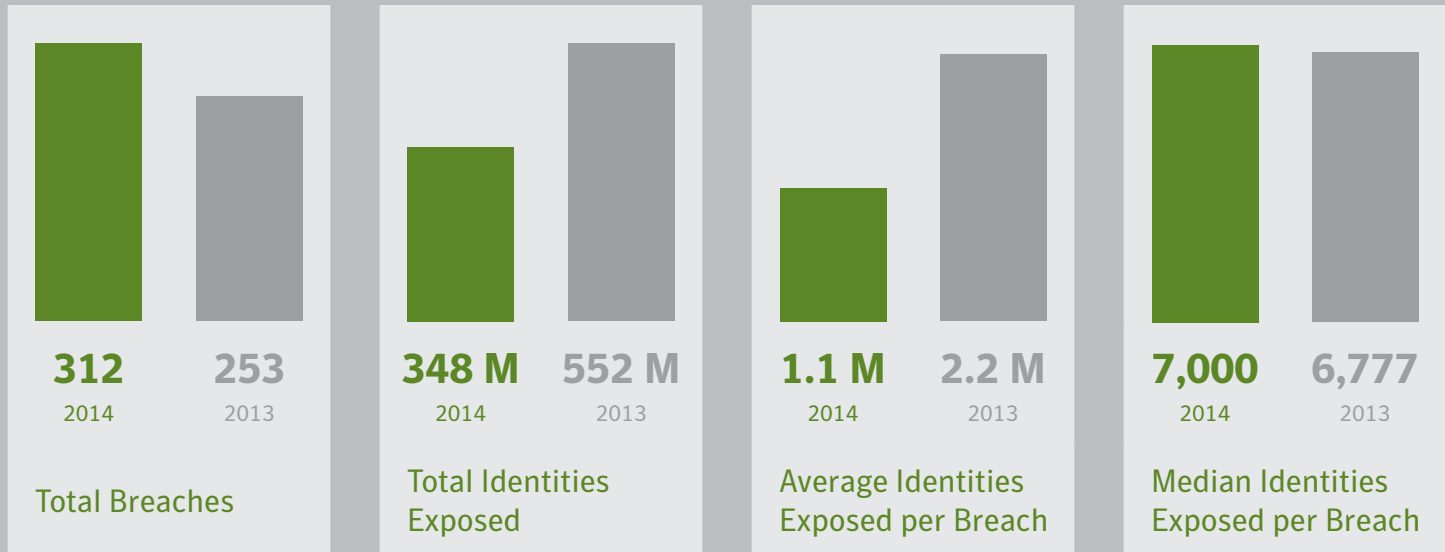
Top 5 Zero-Day Vulnerabilities – Days of Exposure and Days to Patch

Source: Symantec



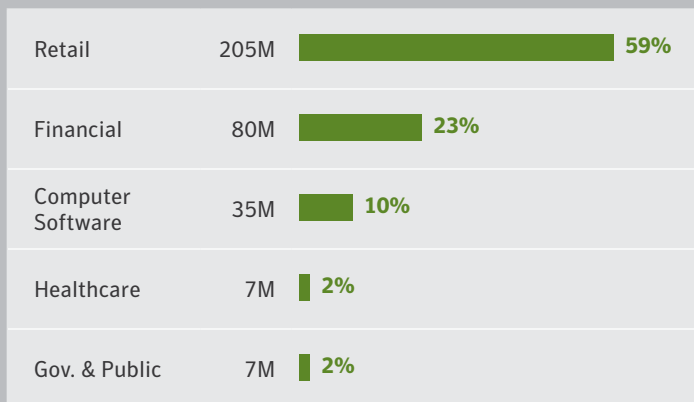
Zero-Day Vulnerabilities

[BACK TO TABLE OF CONTENTS](#)

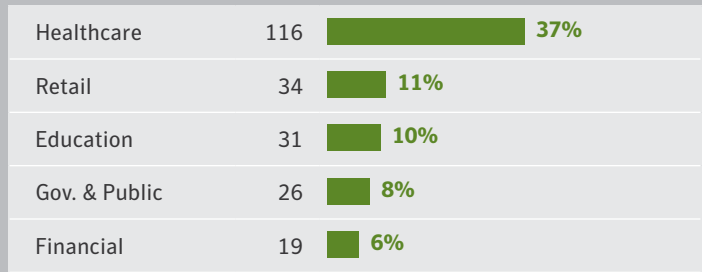


The number of breaches increased 23 percent in 2014. Attackers were responsible for the majority of these breaches.

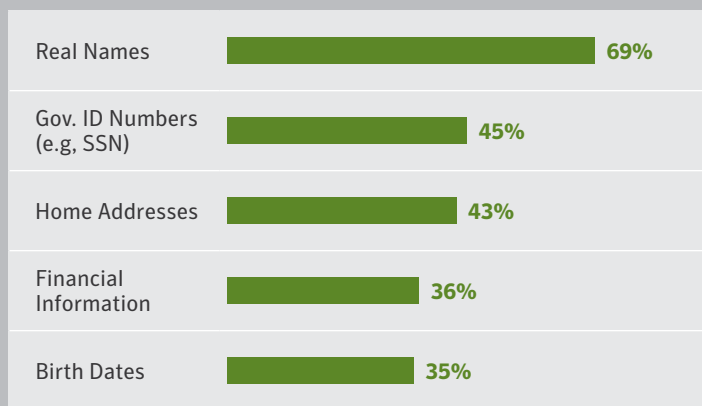
SHARE THIS



Top 5 Sectors Breached by Number of Identities Exposed



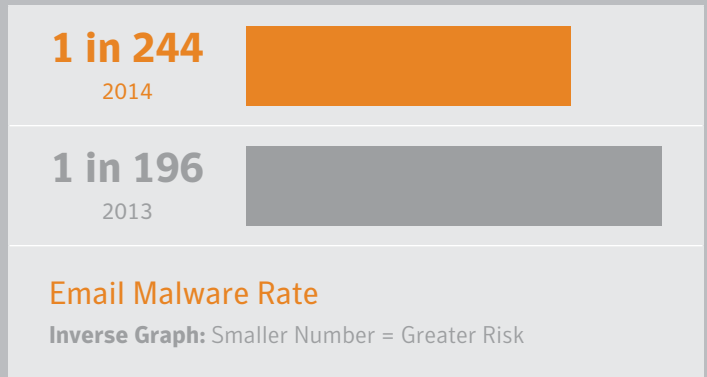
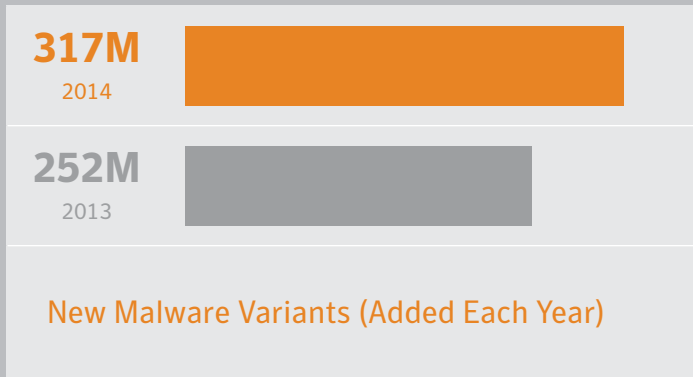
Top 5 Sectors Breached by Number of Incidents



Top 10 Types of Information Exposed

DATA BREACHES

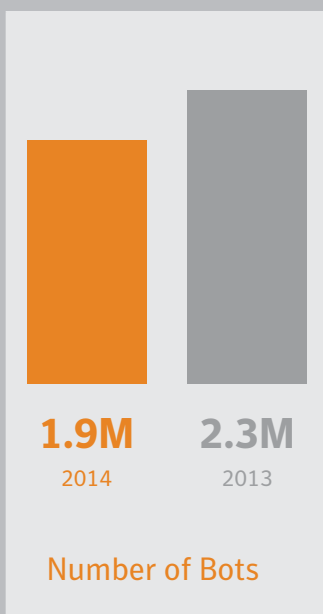
[BACK TO TABLE OF CONTENTS](#)



Item	2014 Cost
1,000 Stolen Email Addresses	\$0.50 to \$10
Credit Card Details	\$0.50 to \$20
Scans of Real Passports	\$1 to \$2
Stolen Gaming Accounts	\$10 to \$15
Custom Malware	\$12 to \$3500
1,000 Social Network Followers	\$2 to \$12
Stolen Cloud Accounts	\$7 to \$8
1 Million Verified Email Spam Mail-outs	\$70 to \$150
Registered and Activated Russian Mobile Phone SIM Card	\$100

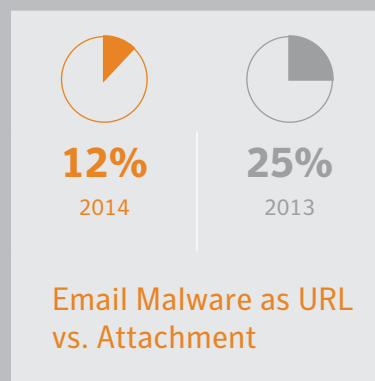
Value of Information Sold on Black Market

Ransomware attacks grew 113 percent in 2014, along with 45 times more crypto-ransomware attacks.



In 2014, up to 28 percent of all malware was “virtual machine aware.”

SHARE THIS



E-CRIME & MALWARE

[BACK TO TABLE OF CONTENTS](#)

MOBILE DEVICES & THE INTERNET OF THINGS



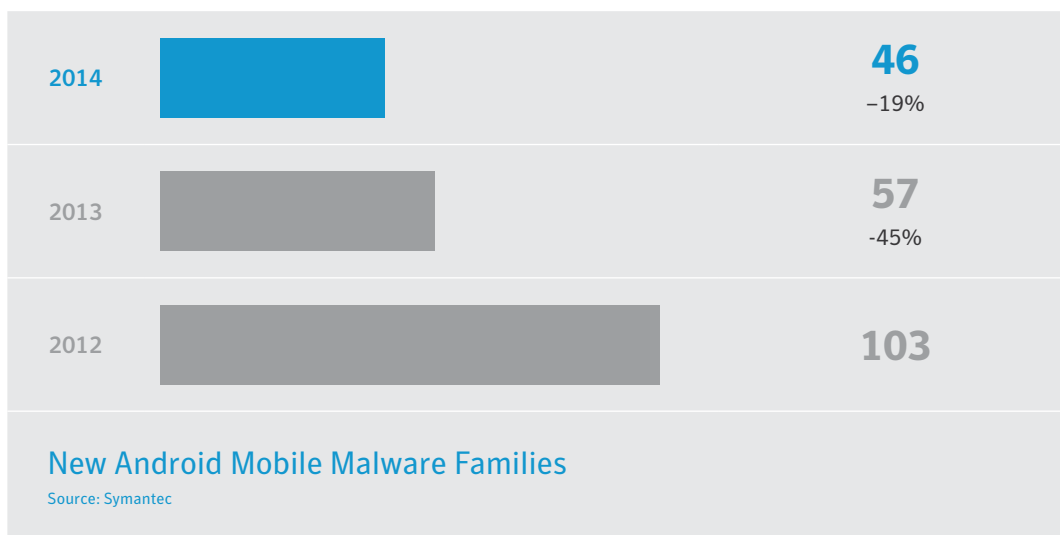
Mobile Devices and the Internet of Things

With billions of smartphones and potentially many billions of Internet-connected devices of all kinds, the focus of Internet security is shifting from the desktop and the data center to the home, the pocket, the purse, and, ultimately, the infrastructure of the Internet itself.

Mobile Malware

The tenth anniversary of mobile malware occurred in 2014. In 2004, researchers discovered SymbOS.Cabir,¹ a worm that spread through Bluetooth and targeted the Symbian OS, the most popular mobile operating system at the time.²

Today many apps contain malware. As of 2014, Symantec has identified more than 1 million apps that are classified as malware. This includes 46 new families of Android malware in 2014. In addition, there are perhaps as many as 2.3 million “grayware” apps that, while not technically malware, display undesirable behavior, such as bombarding the user with advertising.³



At a Glance

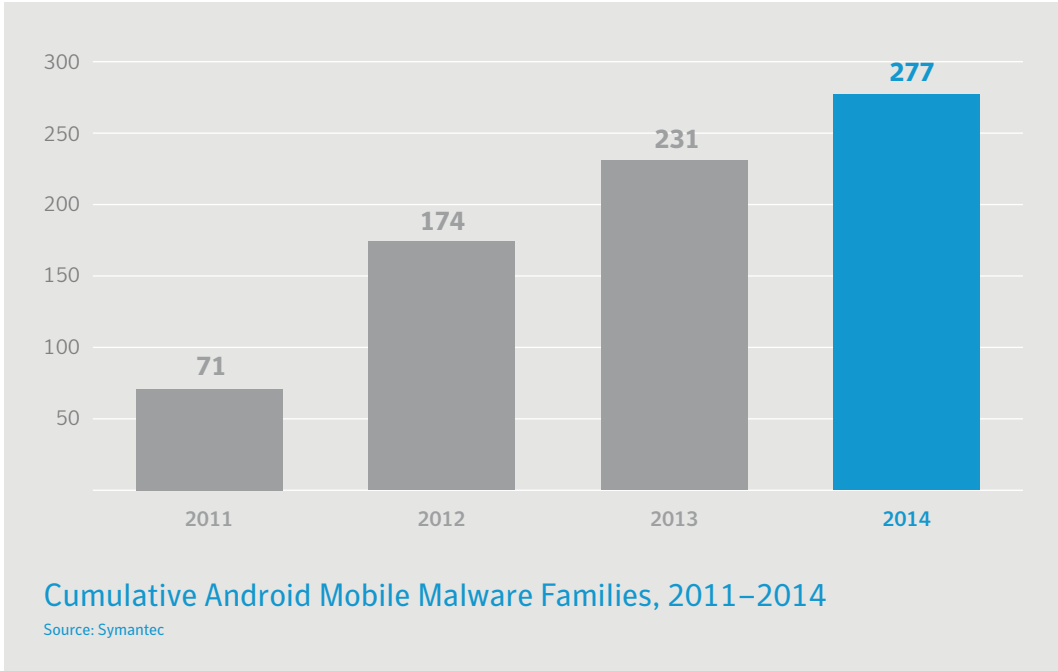
- There are now more than 1 million malicious apps in existence.
- Proof-of-concept attacks on the Internet of Things are here, including wearables, Internet infrastructure, and even cars.
- Devices on the cusp of the Internet of Things, such as routers, network-attached storage devices, and embedded Linux devices, are already under attack.

The falling number of families doesn't indicate that this problem is going away but just that the rate of innovation is slowing.

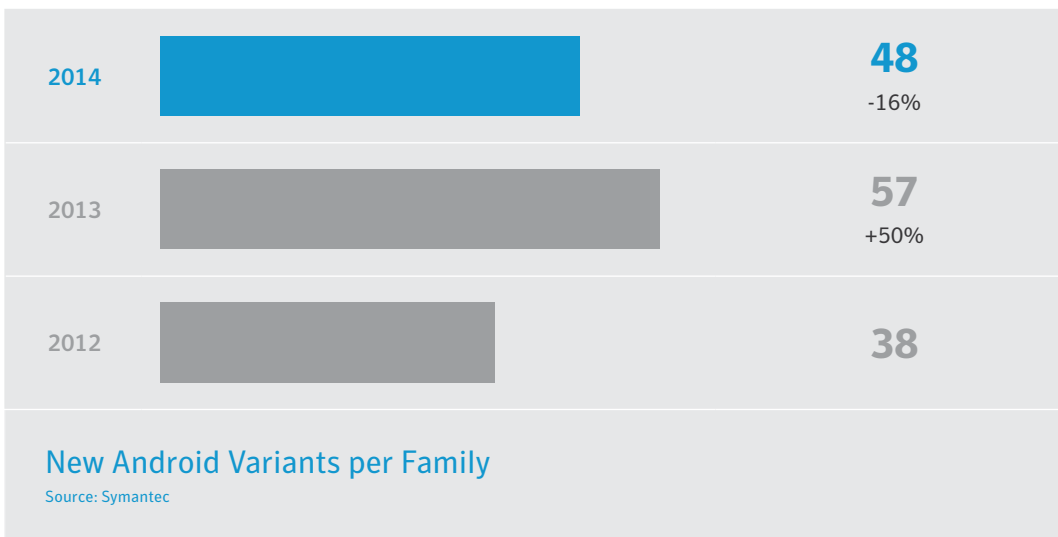
The falling number of families doesn't indicate that this problem is going away but just that the rate of innovation is slowing. This may be because existing malware is effective enough and there is less demand for new software. In addition, the overall trend masks significant fluctuations from month to month. The drop also suggests that developers are maximizing the number of variants per family, for example, by repackaging well-known games and apps with malware.

Symantec expects the growth in mobile malware to continue in 2015, becoming more aggressive in targeting a user's money. Already 51 percent of U.S. adults bank online and 35 percent use mobile phones to do so.⁴ This creates an incentive for malware writers to target phones to capture bank details.⁵ Today, Android malware can intercept text messages with authentication codes from your bank and forward them to attackers. Fake versions of legitimate banks' mobile applications also exist, hoping to trick users into giving up account details.

SHARE THIS

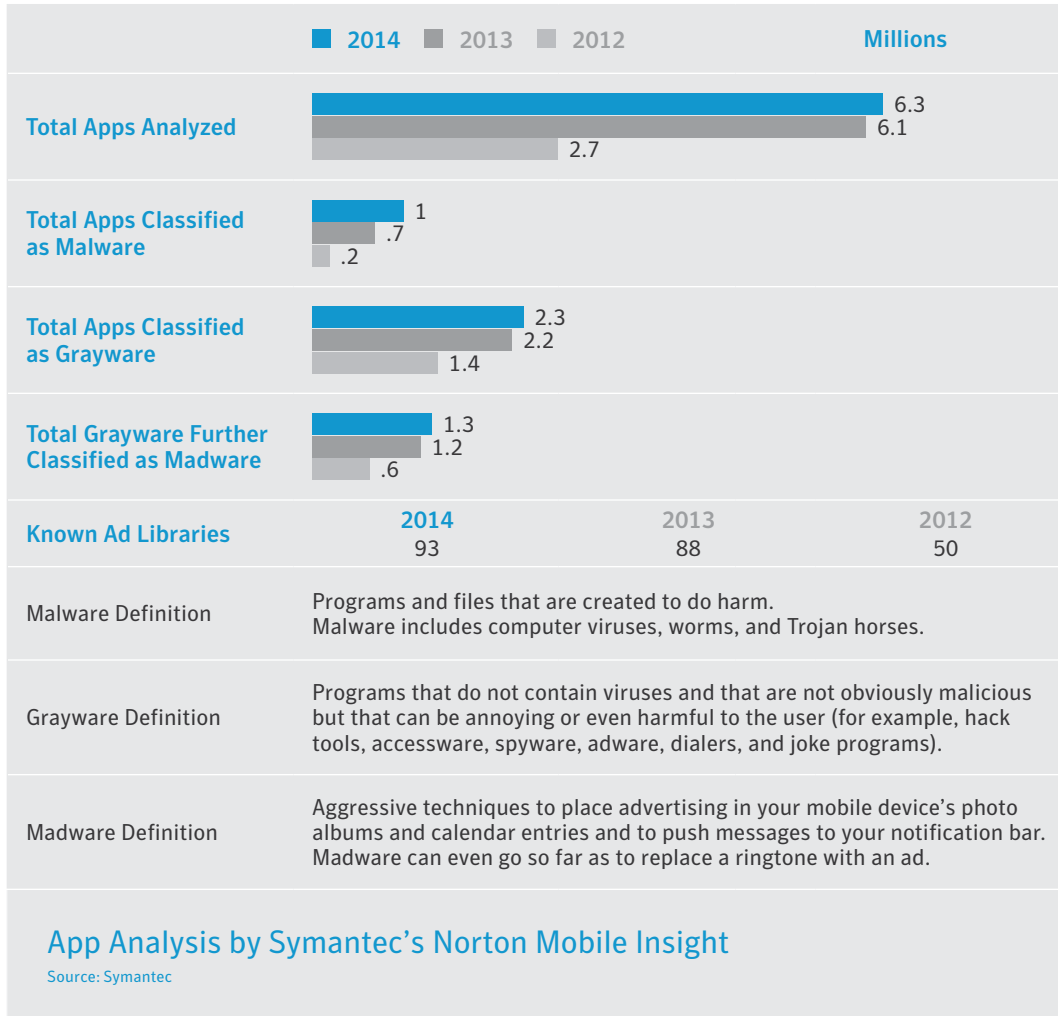


- In 2014 there were 46 new mobile malware families discovered.



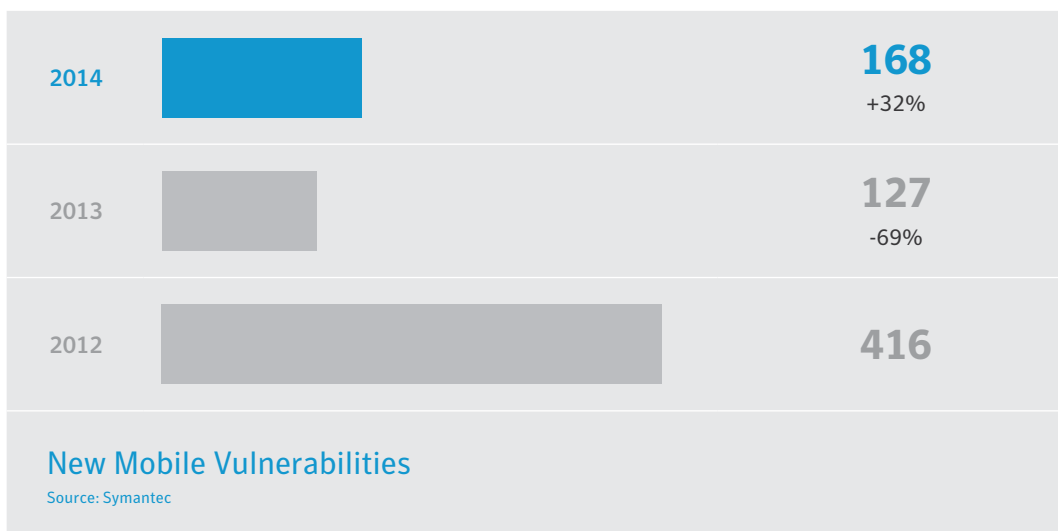
- There was a 16 percent drop in the number of Android variants per family in 2014.

[BACK TO TABLE OF CONTENTS](#)

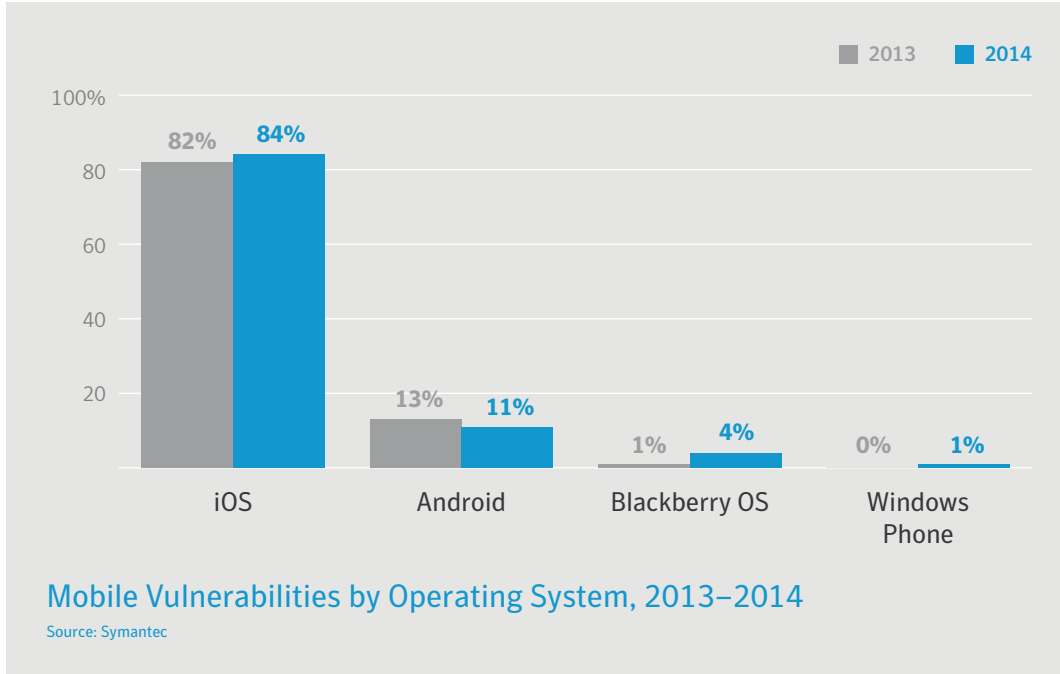


- Of the 6.3 million apps analyzed in 2014, one million of these were classified as malware, while 2.3 million were classified as grayware.
- A further 1.3 million apps within the grayware category were classified as madware.

SHARE THIS

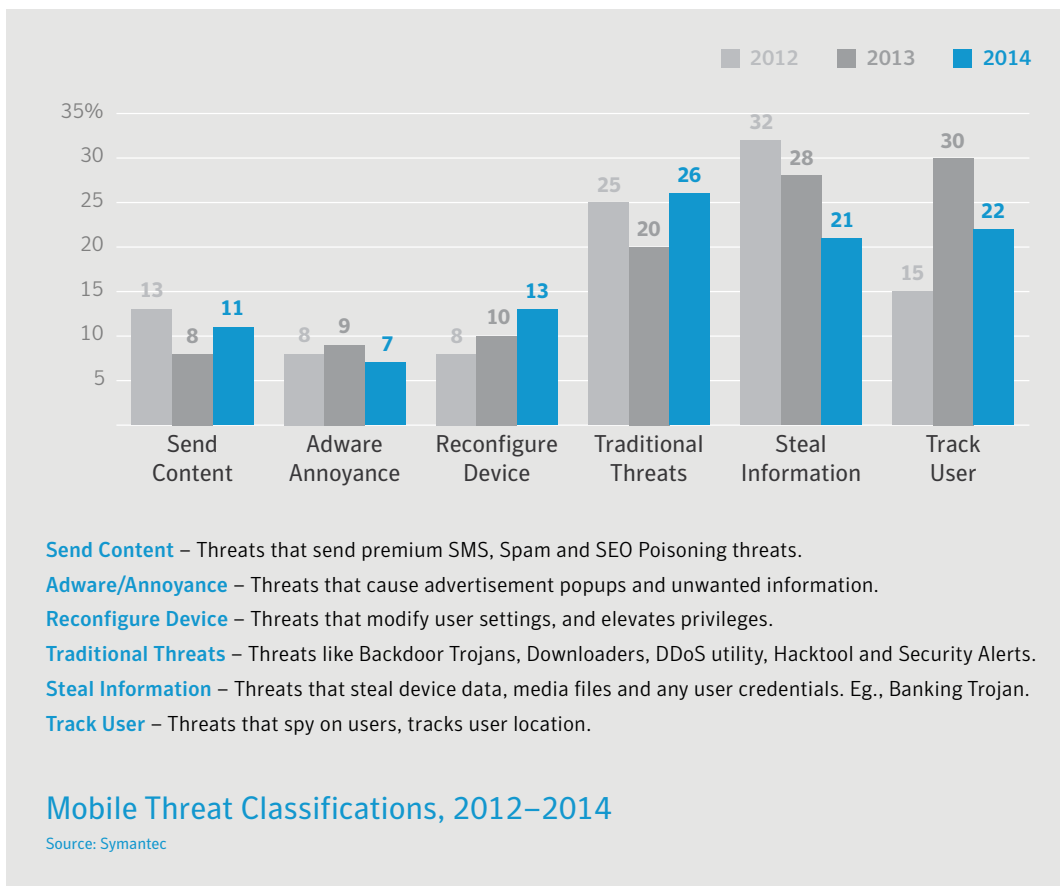


- There were 168 mobile vulnerabilities disclosed in 2014, a 32 percent increase compared to 2013.



■ 84% of mobile vulnerabilities related to Apple iOS in 2014, compared with 11% for Android, 4% for BlackBerry and 1% for Nokia.

SHARE THIS



■ Traditional threats increased 6 percentage points between 2013 and 2014, while threats that steal information from the device or track users declined in 2014.

SMS and the Interconnected Threat to Mobile Devices

by Lamine Aouad, Slawomir Grzonkowski, Alejandro Mosquera, and Dylan Morss

The threat landscape is continually evolving, and with the emergence of cheaper and readily available technologies and communication channels, it naturally attracts malicious activity of all sorts. The shift from desktop PCs to mobile devices as primary computing devices is a perfect example of this. As more users rely on their mobile devices, more spam, scams, and threats are tailored to these devices.

We suspect that the interconnectedness of apps on smartphones has played a big part in this increase. This interconnectedness has enabled a malicious source to send an SMS that will open in a mobile browser by default, which can be readily utilized to exploit the user.

SMS is far from a new technology; it's older than the smartphone itself. However, we've seen significant growth in this area of the mobile landscape when it comes to how scammers and attackers carry out their campaigns. SMS and other mobile messaging technologies are readily being used as a means to deliver all kinds of scam campaigns, such as adult content, rogue pharmacy, phishing and banking scams, payday loan spam, fake gifts, etc.

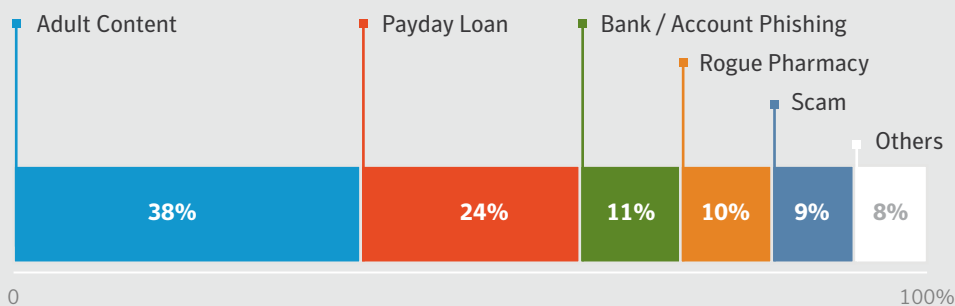
An important trend in 2014 was the proliferation of scam campaigns. Although this category was not the most prevalent, it certainly was one of the most dangerous threats using SMS messages as its vector of attack. These are targeted campaigns, of a range of scams and frauds, addressed to selected potential victims, mainly scraped off

classified ad websites. Scammers send automated inquiries about the advert via SMS. They also offer fictitious items for sale, such as jobs and houses for rent, and interact with potential victims by SMS, and then they switch to email for communication. They typically use fake checks or spoofed payment notifications to make victims ship their items or to take victims' deposits. Naturally victims never hear back from them.

Another variant leads online dating users to fake age verification websites that charge for a premium adult subscription. For these adult scams, spammers initially targeted mobile dating apps users and moved to SMS afterward. These apps and social media sites were the main sources that dating scammers used in 2014.

Most SMS scammers are posing as U.S. or Canadian citizens or businesses running from other countries (many were traced back to Nigeria). They abuse VoIP and cloud-based mobile carriers and messaging services (the top two services, namely Enflick and Integra5, accounted for more than 90 percent of their traffic). They also abuse all sorts of hosting, email, listing, and online payment and money transfer services. These scams are not new and have been running on email for quite some time; however, new mobile platforms and technologies make it easier for scammers to take advantage of the unsuspecting, especially when they are using a relatively trusted medium like SMS. Online

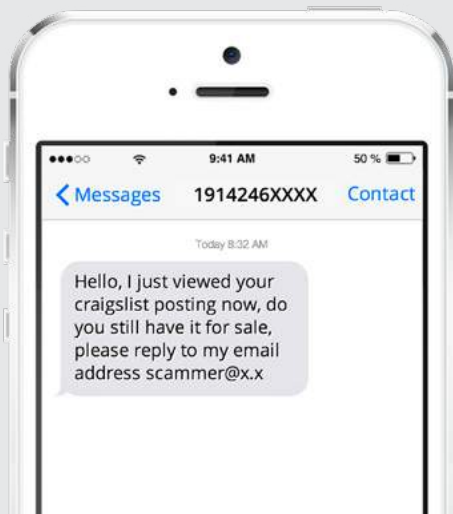
buyers and sellers, as well as those looking for a job, apartment, or any other service, should pay close attention to the details of each communication and be aware that these scammers are constantly improving their fraudulent tactics.



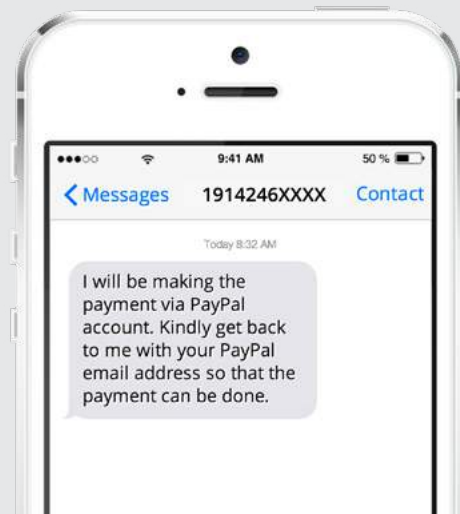
Top Categories of Observed SMS Spam, 2014

Source: Symantec

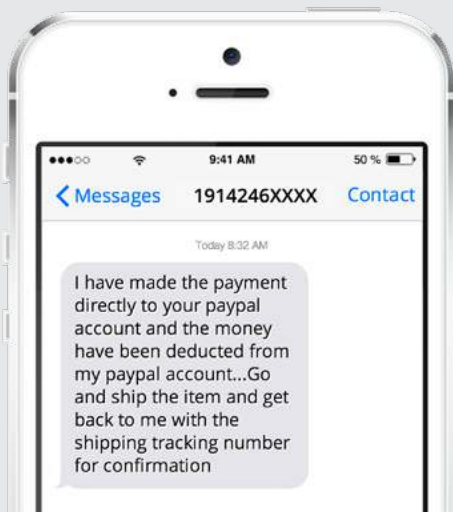
01 A typical Craigslist or PayPal¹¹ scam, for instance, would start with a message like the following sent to hundreds of people scraped off Craigslist:



02 The scammers have further discussions with the victim via email and follow up with a text message stating that they will be paying for the item and shipping via PayPal:



03 The scammers send a confirmation email to the victim's PayPal account, from a fake PayPal email address, claiming the funds have been deducted from his or her account and will be released to the victim once he or she ships the item:

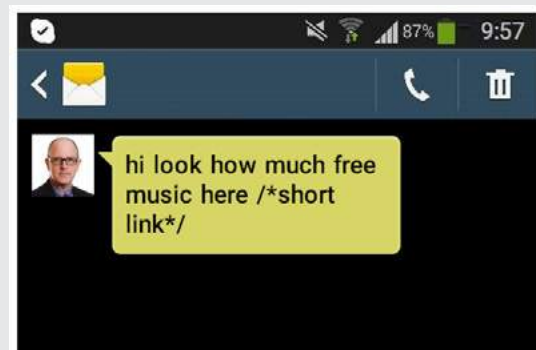
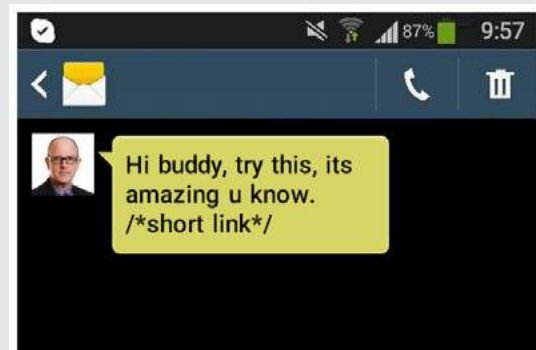


04 If this is successful, the scammers can then track the items to their doorstep and the victim never receives any compensation for his or her items.



Users should also be aware of the continually evolving malware landscape. SMS has been seen as an infection and propagation vector for many Trojans, worms, and SMS agents. There are instances of malicious apps' propagating via SMS to infect new victims, which typically would be the contact list. These are very short messages that look legit but include links to malicious apps. Typical examples would look like the following text messages to the right. These malicious apps are monetized in different ways, mainly via premium services and SMS subscriptions. They also leak personal information and show affiliate ads.

The fact that an older technology, such as SMS, has become such a popular propagation technique for scams and other malicious activity highlights an important issue in the mobile threat landscape: communication is becoming more unified through new applications and services. In the future, the underlying delivery technology will be irrelevant, regardless if it's SMS, email, IM, or something new. As different apps and technologies are becoming more and more integrated, users will need to be aware that threats can be delivered across a variety of areas. ■



Mobile malware will become harder to remove, for example, by using PCs as a way to infect attached phones and by using bootkits to infiltrate a phone's operating system.⁶ Like some rootkits for PCs, bootkits infect the master boot record of a device so that the malware runs before the operating system is even loaded. The first crypto-ransomware for Android devices appeared in 2014, giving criminals another way to earn money by infecting phones and tablets—extortion.⁷

There are also wider privacy issues at stake. Not only can apps gain access to users' private information, but the phones themselves can also be used to invade people's privacy. For example, this year researchers at Stanford University were able to pick up audio and identify who was speaking by using the gyroscope in a mobile phone.⁸

Mobile Apps and Privacy

An alarming percentage of apps collect and send personally identifiable information (PII) to app developers. A survey carried out by Symantec, and published in December 2014,⁹ indicates that most consumers worry about app security and privacy risks. However, the findings also suggest consumers are their own worst enemies when it comes to mobile privacy.

Many consumers worry about device and data security, but, ironically, most are still willing to allow apps access to their personal information. In fact, according to the survey, 68 percent of people will willingly trade their privacy for a free app.

App users think they understand what they are agreeing to when downloading apps, but, in reality, they have little understanding of common app permission practices and behaviors. For instance, over half of respondents were unaware that apps could track their physical location (22 percent of the apps scanned by Norton Mobile Insight track this information).

Internet of Things

The first Internet-connected appliance was a Coke machine at Carnegie Mellon University back in 1982. It reported on stock levels and whether newly loaded drinks were chilled.¹⁰ It was the snowflake that started an avalanche.

SHARE
THIS

The Internet of Things (IoT), embedded computing devices with Internet connectivity, embraces a wide range of devices, including digital home thermostats, smart TVs, car systems (such as navigation, entertainment, and engine management computers), networking devices, smart watches, and activity trackers.

The diversity of threats mirrors the diversity of devices. In the past year, there has been a growing number of probing and experimental attacks on a range of devices, as well as a few serious attacks.

As the market for IoT devices has developed, it has become fragmented with a rich diversity in low-cost hardware platforms and operating systems. Some attacks are already capable of exploiting vulnerabilities in Linux-based IoT systems and routers; however, as market leaders emerge and their ecosystems grow stronger, attacks against some devices will undoubtedly escalate. This is likely to follow a path similar to the way that attacks against the Android platform reflected the growth in its popularity in recent years.

Wearable Devices

Wearable fitness and personal health devices will be a \$5 billion market by 2016¹² according to analysts at Gartner. There are devices and apps already available for measuring our steps, blood pressure, heart rate, and other intimate medical data, which can be stored online or on our phones.

With countless Internet-connected wearable devices on the market and more coming, including the highly anticipated Apple Watch, there is an obvious security and privacy threat.

Already, there have been proof-of-concept attacks on Fitbit devices¹³ and Symantec researchers revealed significant vulnerabilities in many devices and applications in this area.¹⁴ In a review of the 100 health apps in the App Store, 20 percent transmitted user credentials without encrypting them, more than half (52 percent) did not have any privacy policies, and, on average, each app contacted five Internet domains (typically a mix of advertising and analytics services).

The potential exposure of personal data from health-monitoring devices could have serious consequences for individuals, for example, if insurance companies started to use the data to adjust premiums, if people used hacked location data to track other people without their knowledge. In a fast-moving and early-stage industry, developers have a strong incentive to offer new functionality and features, but data protection and privacy policies seem to be of lesser priority.

As the market for IoT devices has developed, it has become fragmented with a rich diversity in low-cost hardware platforms and operating systems.

Internet-Connected Everything

Computing and connectivity have enhanced our lives. Phones now play videos. Cars now have navigation and entertainment systems. In our homes, lighting, heating, and cooling can be controlled from an app. The possibilities are exciting, but there is also a dark side.

For example, in May 2014, the FBI and police in 19 countries arrested more than 90 people in connection with “creepware”—using Internet-connected webcams to spy on people.^{15,16} Similarly, as cars get “smarter” (meaning more digital and more connected), they are also at greater risk. Researchers found that many cars are vulnerable to cyberattacks.¹⁷ Researchers were even able to use a laptop to control a standard car.¹⁸

Automotive Security

by Shankar Somasundaram



The automotive industry is undergoing a number of big changes. Cars are already powerful networks on wheels, processing large quantities of data. In many cases, smartphones have already been integrated into car infotainment systems. Auto manufacturers are also integrating Internet connectivity into cars. This connectivity offers a variety of useful features to the cars, ranging from predictive maintenance to downloading new features on an on-demand basis. Standards around vehicle-to-vehicle (V2V) and vehicle-to-infrastructure (V2I) communications are also being developed, with initial trials already underway. A number of players have also engaged in research on driverless cars, which is progressing rapidly, adding further computing power to the driving experience.

These developments have brought security and privacy issues in the automotive industry to the forefront. Attacks have already been demonstrated on different car manufacturers over the last couple of years.^{19,20}

One attack surface is the websites and mobile apps provided by the car manufacturer, which could be used to configure or remotely control an Internet-enabled car. Symantec internal research has found that a number of these car manufacturers' websites are not very well authenticated. Another issue is that some of these websites and apps rely upon the car's unique vehicle identification number (VIN) to identify it. A car can be easily controlled by spoofing VINs through these websites and apps, by sending messages to the targeted cars. If this seems farfetched, keep in mind that in many cases a car's VIN can be located near the base of the windshield.

The most common attack surface is the OBD-II port, a diagnostic port that is kept in easily accessible locations within most cars, as per regulations for maintenance and software updates. The OBD-II port can be used to inject packets into the car's computer system, allowing control of the brakes, ignition control unit, etc. Technically speaking, an attacker could control any component within the car, even preventing the driver from accessing them via a denial-of-service attack. The general argument against the validity of such attacks has been that they require a physical connection to the auto. However, with insurance providers' and other players' providing wireless aftermarket units that can connect to the OBD-II port, such physical connectivity is no longer required.

If the back-end systems of companies providing devices that connect to a car's OBD-II port are compromised, then remote attacks on the car can be launched through these systems. In fact, compromised back-end systems, such as servers collecting and storing data from the devices, could become launch pads for attacks through multiple vendors, ranging from repair shops to the auto manufacturers themselves.

A compromised smartphone or malicious application on a phone is also a potential medium for attacking a car. For example, if a compromised device is charged via a vehicle's USB port, the vehicle is susceptible to being attacked. The increasing popularity of 4G, picocells,²¹ and Home Node Bs²² has also created a way to connect to and launch attacks over a cellular interface.

Another big threat vector is the infotainment unit, which controls the USB port, CD player, and other popular devices. Researchers at University of Washington and University of California, San Diego,²³ have demonstrated how attacks on a car can be carried out by compromising CD-ROMs or Bluetooth interfaces. Once the infotainment system is compromised, other units in the car can be attacked as well.

Another interesting, albeit less effective, threat has been tire pressure sensors. Attackers have demonstrated how wireless signals at the right frequency can be used to send conflicting signals to the tire pressure controller, possibly causing warning lights on the dashboard to turn on or, even worse, crash the controllers that connect to the tire pressure sensors, risking loss of control of the vehicle. However, such attacks need to be done at short range and require wireless expertise, in addition to particular hacking skills, making them more difficult to carry out.

While the above scenarios are critical from a security perspective, there are also issues around privacy. With the amount of data being generated by the car, as well as the user details that the car stores, questions like “Who owns the data?” and “How is the data being secured?” become critical issues. Privacy issues will start to get more severe as V2V and V2I technologies become more popular. In scenarios where user anonymity and privacy must be maintained, authentication will need to be carried out on an extremely large scale.

Symantec is conducting extensive research in this field, working directly with automobile manufacturers to perform vulnerability analysis of different features and components and providing aftermarket assessment. While auto manufacturers are separating out the critical and noncritical components of the car to ensure security, much more needs to be done. Symantec advocates end-to-end security to help address the problem. These solutions range from authentication, ensuring only signed code is executed, securing the infotainment and telematics units and applications that run on them, and then monitor them by using analytics to monitor abnormal activity, and ensuring the car’s software can be updated remotely as needed. Some of these approaches must be incorporated during the design phase itself. How these solutions are implemented is equally important, since improper implementation could be just as ineffective as no security at all.

The future of Internet-enabled cars is bright and full of potential. The next phase of V2V communication, as well as driverless cars, will bring in a lot more connectivity. It will also increase the attack surface, as cars will autonomously communicate with each other and the infrastructure around them. It is all the more important that we understand and take action on the security issues now, before the challenges become too big to surmount. ■

The Network As the Target

The Internet is made up of hubs, switches, and routers that move information from place to place. These devices, from retail home routers to form-factor network-attached storage devices, are at the very least close cousins in the emerging IoT device space. They have processing, storage, and Internet connectivity and in many ways function just like more strictly defined IoT devices.

These types of devices are already under attack and can be seen as harbingers of what is to come in the larger IoT space.

For example, in August 2014 some Synology network-attached storage devices were infected by ransomware.²⁴ At the end of 2013, Symantec researchers discovered a new Linux worm called Darlloz²⁵ that targeted small Internet-enabled devices such as home routers, set-top boxes, and security cameras.²⁶ By March 2014, Symantec identified 31,716 devices that were infected with this malware.²⁷ Attackers can use freely available tools, such as the Shodan search engine, to search for Internet-enabled devices such as security cameras, heating control systems in buildings, and more.²⁸

Symantec expects to see further malware development and attacks on the Internet of Things as criminals find new ways to make money from doing so. For example, some attackers have used Darlloz to mine for crypto-currencies similar to bitcoins. Other attackers have leveraged hacked routers to carry out distributed denial-of-service attacks.²⁹ Experience with PCs and, more recently, with mobile malware suggests that where there is opportunity created by technical exploits and motivation, such as greed, vindictiveness, or revenge, there will be cyberattacks. ■



Medical Devices – Safety First, Security Second

by Axel Wirth

Medical devices are notoriously insecure and easy to hack, as has been demonstrated for pacemakers and³⁰ insulin pumps,³¹ as well as surgical and anesthesia devices, ventilators, infusion pumps, defibrillators, patient monitors, and laboratory equipment.³²

SHARE
THIS

The concerns voiced by security researchers, government regulators, and healthcare providers are well founded as any medical device cybersecurity incident could seriously harm patients. Because medical devices are so closely tied in with the care process any compromise may also adversely affect care delivery and hospital operations.

It is also a topic in the public eye, as we have seen through the press coverage of former Vice President Dick Cheney, who had the remote features of his pacemaker turned off.³³ These types of incidents were even dramatized in TV crime series like “Homeland” (Showtime) and “Person of Interest” (CBS).

2014 can be considered the year when medical device security became a mainstream topic and change started to happen. The US Department of Homeland Security,³⁴ the FBI,³⁵ and the FDA,³⁶ as well as international regulators issued warnings and expressed their concerns about the need to improve the cybersecurity of our medical device ecosystem.

There are reasons why medical devices are highly vulnerable:

- Medical devices have a long, useful life.
- The design, manufacturing, and sale of medical devices are highly regulated. Although regulations typically do not prevent manufacturers from including or updating device cybersecurity, they do mandate a time-consuming release process and test cycle, which can delay availability of security patches.
- Medical devices are used 24x7 and may be difficult to find time for upgrades, especially since groups of devices need to be upgraded together to maintain operational compatibility.

- Since medical devices are periodically on and off the hospital network as patient come and go, removal of malware from compromised devices may be operationally difficult. Given some malware’s ability to reinfect cleaned devices, all vulnerable devices may need to be cleaned at once, requiring all impacted patients to come to the hospital at one time: a scheduling challenge in-and-of itself.

The most important risk scenarios to be aware of are those that target medical devices with the goal to harm a patient. Life-sustaining devices like pacemakers or insulin pumps can be hacked. Fortunately, to-date no such case has been reported outside proof-of-concept security research; however, the potential impact remains high.

Another situation that many healthcare providers struggle with are poorly patched devices, often running end-of-life operating systems. These highly vulnerable devices are a problem not because they are targeted, but because of their susceptibility to common malware. The impact is mainly operational, but cases have been reported where emergency patients have had to be rerouted to other hospitals due to malware infections of diagnostic equipment.³⁷

Medical device vulnerabilities could also be used for an attack on a hospital. Attackers could exploit a device and use it as an entry point for a larger targeted attack, with the goal of damaging the reputation of a healthcare facility or instilling fear in the population as part of a hacktivist, cybervandalism, or even a cyberterrorism attack.

For practical and regulatory reasons, the responsibility for securing the actual device itself lies mainly with the manufacturers. However, hospitals also need to assure that their biomedical engineers are trained to work with their IT department to build secure networks for medical devices and include cybersecurity considerations in their buying decisions. Solutions to secure their devices and device networks do exist, and can be applied by manufacturers or healthcare providers.

- Asset management and risk analysis are critical to minimize the security risks of medical devices. Automated tools to support these activities do exist and standards and best practices are being put forward, for example the IEC 80001 series on risk management of medical device networks.
- Host Intrusion Detection and Prevention (HIDS/HIPS) is a security technology installed on the device itself that effectively excludes any undesired programs or an unauthorized user.
- Encryption can be used to protect patient data, but also to prevent data from being manipulated with the goal to change system settings.
- Device and software certificates can be used to control use of devices and deployment of device software and upgrades, minimizing the risk of unauthorized code being installed.

- Network-based security technologies, like Firewalls and Security Gateways, can be used to detect an external attack, but also to identify any devices that may be compromised by detecting connections to malicious external sources.

Medical device security is not only a challenge of today's healthcare ecosystem. Under the evolving umbrella of mobile health, or mHealth, new care delivery models will move devices into the patient's home. This will place medical devices on public networks, provide medical apps through consumer devices such as smartphones, and interlace personal data with clinical information.

With the evolving concept of "care is everywhere" we need to deal with cybersecurity, but also privacy concerns. The device will not only provide clinical information, but also information about patient behavior and location. Once again, it seems that regulations will have to catch up with technology. We will need new guidelines to address the new risks of information use, data ownership, and consent. ■

[BACK TO TABLE OF CONTENTS](#)

WEB THREATS



Web Threats

Web threats got bigger and much more aggressive in 2014 as holes in commonly used tools and encryption protocols were exposed and criminals made it harder to escape their malicious clutches.

The web presented an incredibly threatening landscape in 2014, a trend set to continue in 2015. Vulnerabilities and new variants of malware underlined that website security deserves full-time, business-critical attention.

Vulnerabilities

Vulnerabilities grabbed the headlines in 2014, and they continue to do so. At the time of writing, a new SSL/TLS vulnerability dubbed “FREAK” had been identified by several security researchers.³⁹ FREAK allows man-in-the-middle attacks on encrypted communications between a website visitor and website, which ultimately could allow attackers to intercept and decrypt communications between affected clients and servers. Once the encryption is broken by the attackers, they can steal passwords and other personal information and potentially launch further attacks against the affected website.

Looking back at 2014, three vulnerabilities disclosed in particular grabbed the news headlines.

Heartbleed

Heartbleed hit the headlines in April 2014, when it emerged that a vulnerability in the OpenSSL cryptographic software library meant attackers could access the data stored in a web server’s memory during an encrypted session. This session data could include credit card details, passwords, or even private keys that could unlock an entire encrypted exchange.⁴⁰

At the time, it was estimated that Heartbleed affected 17 percent of SSL web servers, which use SSL and TLS certificates issued by trusted certificate authorities.⁴¹ This had a massive impact on businesses and individuals.

Not only was a great deal of sensitive data at risk, but the public also had to be educated about the vulnerability so they knew when to update their passwords. Website owners had to first update their servers to the patched version of OpenSSL, then install new SSL certificates, and finally revoke the old ones. Only then would a password change be effective against the threat, and communicating that to the general public posed a real challenge.

Fortunately, the response was swift and within five days none of the websites included in Alexa’s top 1,000 were vulnerable to Heartbleed and only 1.8 percent of the top 50,000 remained vulnerable.⁴²

ShellShock and Poodle

Heartbleed wasn’t the only vulnerability to come to light in the online ecosystem in 2014. In September a vulnerability known as “Bash Bug” or “ShellShock,” which affected most versions of Linux and Unix as well as Mac OS X, was discovered. ShellShock was a particularly good example that highlighted how quickly the security landscape could change for website owners; one day their servers are securely patched and up to date, and then, very suddenly, they are not and many of the initial patches are incomplete and must be patched again.

The easiest route of attack was through web servers, as attackers could use Common Gateway Interface (CGI), the widely used system for generating dynamic web content, to add a malicious

At a Glance

- *The Heartbleed vulnerability left approximately half a million trusted websites at risk of significant data breaches in April.*³⁸

SHARE
THIS

- *The Heartbleed scare caused many more people to take note and improve standards in SSL and TLS implementation.*
- *Criminals are taking advantage of the technology and infrastructure that legitimate ad networks have created to distribute malicious attacks and scams.*
- *A big jump to 5 percent of total infected websites has bumped anonymizer sites into the top 10 types of infected sites for 2014.*
- *The total number of sites found with malware has virtually halved since 2013.*

command to an environmental variable. The Bourne Again Shell (Bash),⁴³ the server component containing the vulnerability, would then interpret the variable and run it.⁴⁴

Numerous threats took advantage of ShellShock, exposing servers and the networks to which they were connected, to malware that could infect and spy on multiple devices.

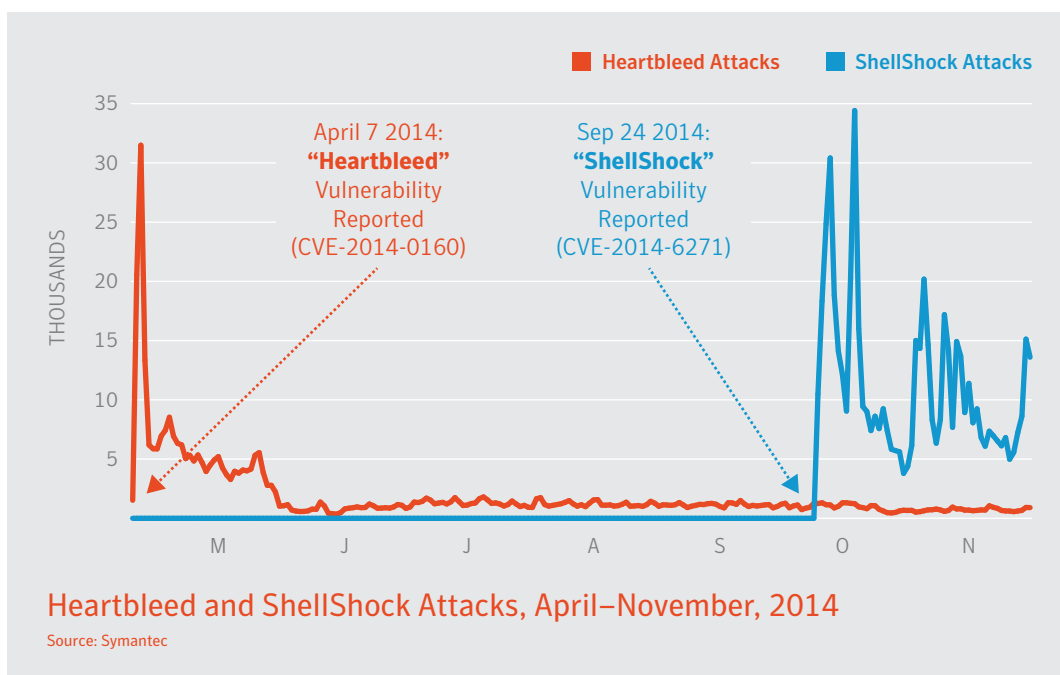
Attention then turned back to encryption in October 2014, when Google discovered a vulnerability known as Poodle. Potentially, this vulnerability allowed criminals to exploit servers that supported an older SSL protocol known as SSL 3.0. It interfered with the “handshake” process that verified the server’s protocol forcing it to use SSL 3.0—even if a newer protocol was supported.⁴⁵

A successful exploit allows attackers to carry out man-in-the-middle attacks to decrypt secure HTTP cookies, which then lets them steal information or take control of victims’ online accounts. Fortunately, this was not as serious as Heartbleed. To take advantage of the Poodle vulnerability, the attacker would need to have access to the network between the client and server—for instance, through a public Wi-Fi hotspot.

High-Profile Vulnerabilities and Time to Patch

The attacks that quickly followed the announcement of these vulnerabilities were big news in and of themselves, albeit in a different manner than attention-grabbing zero-day vulnerabilities. Heartbleed and ShellShock could be viewed as a different class of vulnerability altogether, because they were used to compromise servers instead of end points. The key factor with these high-profile vulnerabilities was the prevalence of the software they affected, found in so many systems and devices. Given the software’s widespread existence, these vulnerabilities instantly became hot targets for attackers, and both were exploited within hours of disclosure.

Heartbleed and ShellShock could be viewed as a different class of vulnerability altogether.



■ The large spikes seen in the chart demonstrate that while Symantec signatures were in place to detect and block attacks almost immediately after disclosure, there were already a large number of attacks underway. Attackers were able to exploit the Heartbleed vulnerability within four hours of it becoming public.



The Vulnerability Rises

By Tim Gallo

Over the past few years the idea of vulnerability management has been frequently talked about but was often seen as an annoyance or a process that, while interesting, isn't as important as breach response or adversary tracking. However, 2014 gave vivid examples of the importance of addressing vulnerabilities. Three major vulnerabilities were in the news—and not just security industry news—including coverage by major media news outlets. They were colloquially known as Poodle, ShellShock, and Heartbleed.



■ *The Heartbleed vulnerability even got its own logo.*

Each of these vulnerabilities was discovered in areas traditionally not covered by most vulnerability management processes at the time. These processes have, as of late, been focused on laptops and servers, thanks to the regularity of publicized vulnerabilities by Adobe and Microsoft and these companies' speed in releasing patches. While we have seen, and will continue to see, new vulnerabilities in these applications, solid processes have been established here in patch deployment, vulnerability disclosure, and overall patch management processes.

It is this automation of patch deployment by operating system and application vendors that has forced attackers to shift their tactics somewhat. Attackers have moved to new methods of exploitation—or perhaps more accurately, they have moved back into the vulnerability research game. This shift back to combing through applications more thoroughly on the attacker's part has resulted in vulnerabilities being discovered in areas previously thought to be secure.

Let's take one of these vulnerabilities, ShellShock, as an example of what we will likely see in the coming years. ShellShock was, at best, a flawed feature and, at worst, a design flaw, in the Bourne Again Shell (Bash) that went

overlooked for over 25 years before it was discovered to be exploitable, and subsequently disclosed publicly. ShellShock has been a part of the fabric of the Internet for most of the Internet's existence. In fact, the targets of ShellShock weren't just routers or Linux web servers but also email servers and even DDoS bots that utilize the shell—anything Unix-based that makes use of Bash.

We will likely continue to see vulnerabilities like this as the new normal for the coming years, for a few reasons. For starters, it is now apparent that the attackers are not going to rely on reusing the same old methods and the same old exploits. They are instead investing in researching new vulnerabilities in frequently used, older infrastructure that provides a broad attack surface.

These three high-profile vulnerabilities were also interesting because not only did they expose flaws in major components of Internet infrastructure, but they highlighted one of the dirty secrets of application development as well: code reuse. Code reuse is when a developer copies sections of code from existing applications for use in development of new applications. It is this practice, which has been around for as long as coding has existed, that can lead to vulnerabilities' being present in systems that may be completely unrelated.

When looking at the situation that led up to the Heartbleed discovery, legitimate uses of the OpenSSL library were a perfect example of code reuse. This code had long been seen as reliable and often went untested, as it was considered “a solved problem.” However, new vulnerabilities in the library were discovered and developers around the globe had to scramble to determine if their code reuse implementations were vulnerable.

Additionally, we have seen a rise in bug bounty programs, and we no longer see governments threatening vulnerability researchers with jail time as in years past.⁴⁶ Therefore, the incentive to research vulnerabilities has increased and the repercussions of irresponsible disclosure, or even outright mercenary behavior, are no longer something researchers fear.

SHARE
THIS

However, what we will also hopefully see is that remediation and better security practices will become more prevalent. It takes the average IT professional only a few weeks of all-nighters to decide that planning ahead is far more advantageous. Better enforcement of configuration, policy, and patching across entire infrastructures will help. The moving of infrastructure to the cloud will help an over-worked IT professional manage these issues as well.

As we look at the “detect and remediate” cycle of security, the return of vulnerabilities is a key point in understanding the threat landscape. To become more effective security professionals, we need to additionally think about how we

“protect and respond” and “inform and assess” as well. That means we need to become better planners and testers, look to intelligence to help keep us informed, and know our environment well enough to understand whether that intelligence is actionable.

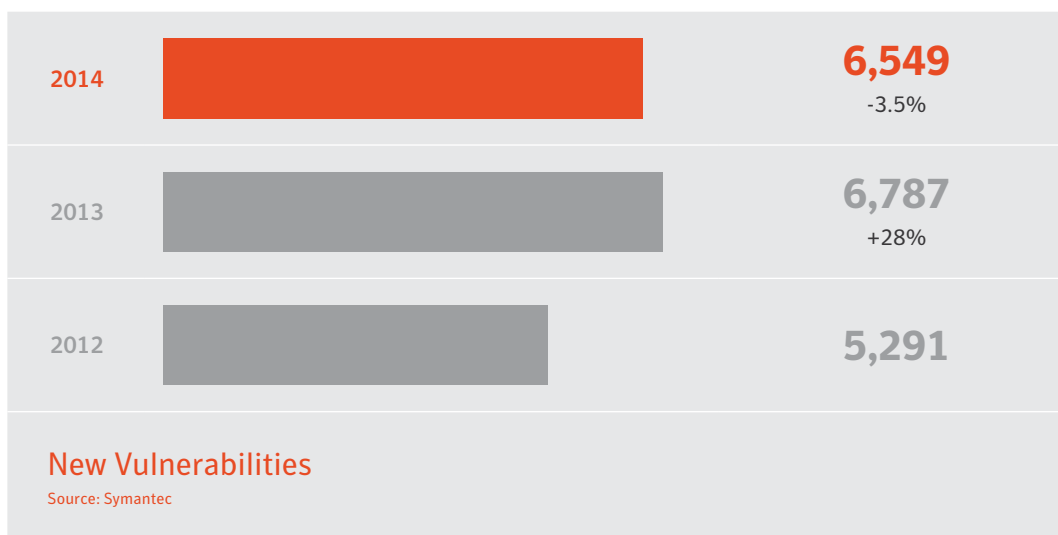
We need to better understand that the fabric of the Internet is likely still riddled with holes, and it is our responsibility to maintain vigilance in order to be prepared to deal with new vulnerabilities as they are disclosed in a process-oriented and programmatic manner. To not do so would be detrimental to our future. ■

SSL and TLS Certificates Are Still Vital to Security

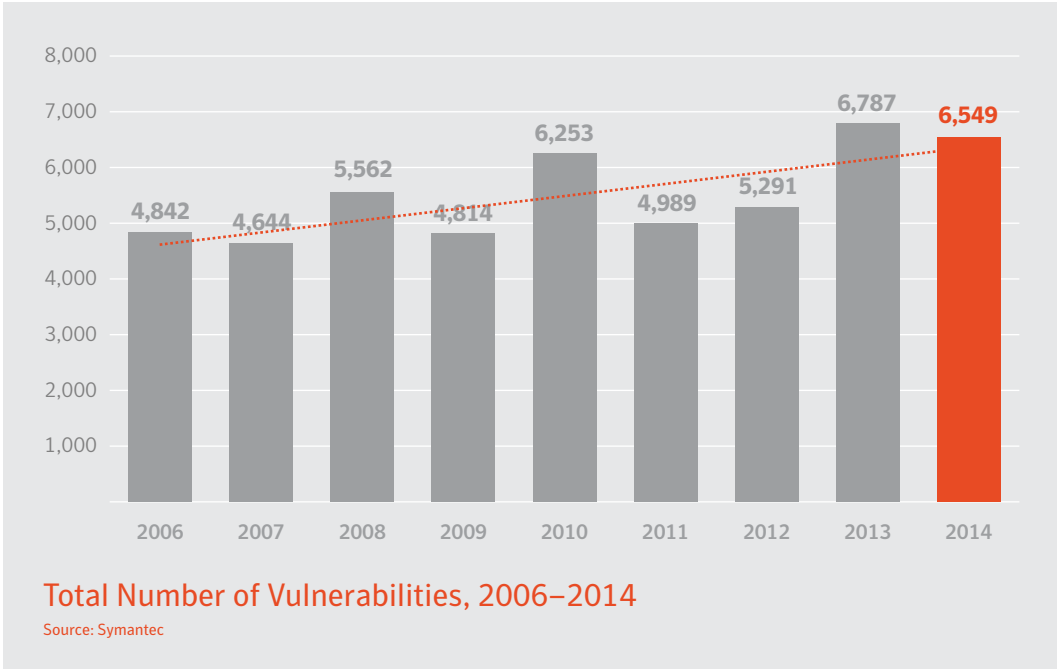
It’s important to note that while online security was shaken in 2014, SSL certificates and their more modern counterparts, TLS certificates, still work and are still essential. In fact, the Heartbleed incident demonstrated just how quickly the online security community could respond to these types of threats.

Industry standards are also constantly improving thanks to the hard work and vigilance of organizations like the CA/Browser Forum, of which Symantec is a member. In other words, the foundations of Internet security, which keep your site and visitors safe, are still strong and are only getting stronger.

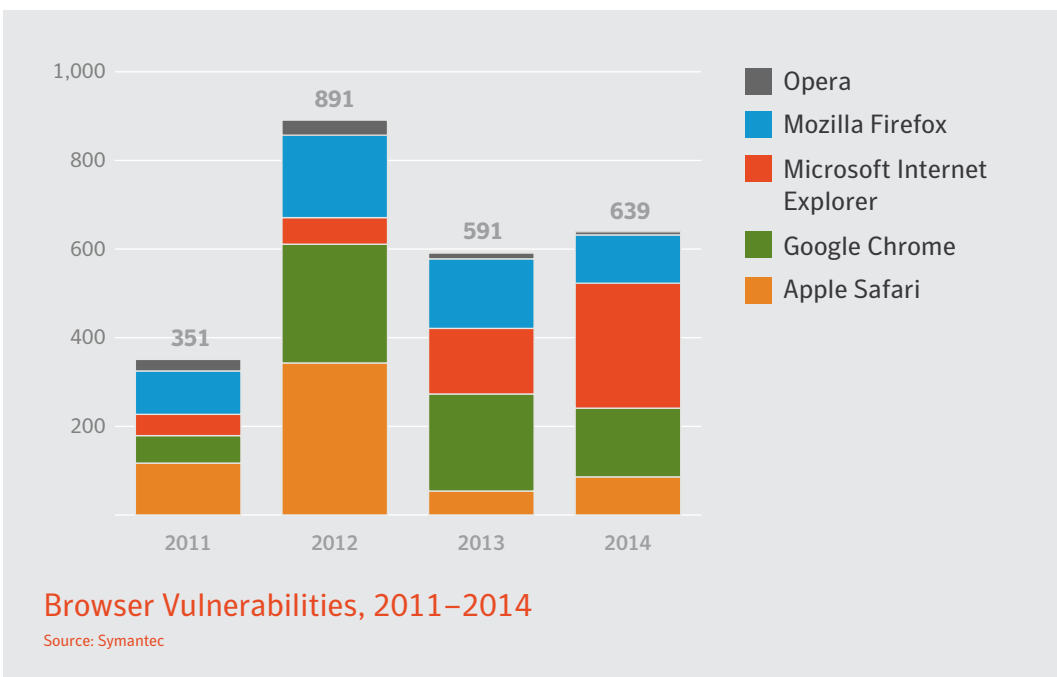
Vulnerabilities as a Whole



■ The overall number of vulnerabilities declined 3.5 percent in 2014.



■ While reported vulnerabilities represent a general risk, zero-day vulnerabilities are potentially much more serious. These are vulnerabilities that are discovered only after they are exploited by attackers. See the chapter on *Targeted Attacks* for further coverage on zero-day vulnerabilities.

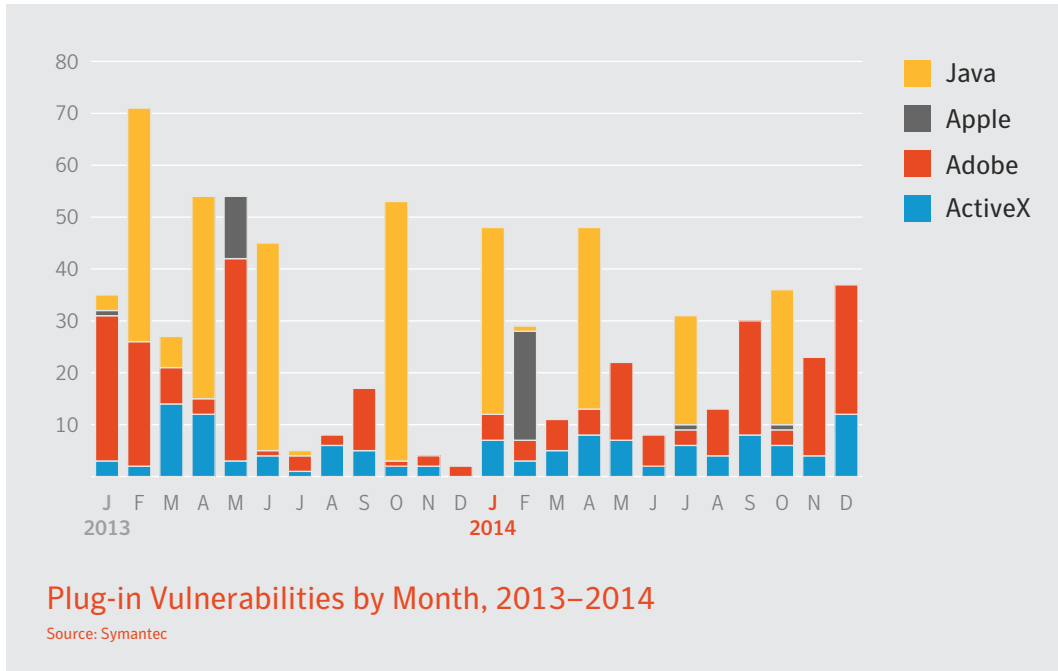


■ There was a 8 percent increase in the number of browser vulnerabilities reported in 2014.

■ Microsoft Internet Explorer reported the largest number of vulnerabilities, followed by Google Chrome.

SHARE THIS

[BACK TO TABLE OF CONTENTS](#)



- With a total of 336 vulnerabilities, there was a 10 percent decrease in the number of plug-in vulnerabilities reported in 2014.
- Adobe, with its Acrobat and Flash plugins, disclosed the largest number of vulnerabilities, followed by Oracle and its Java plug-in.

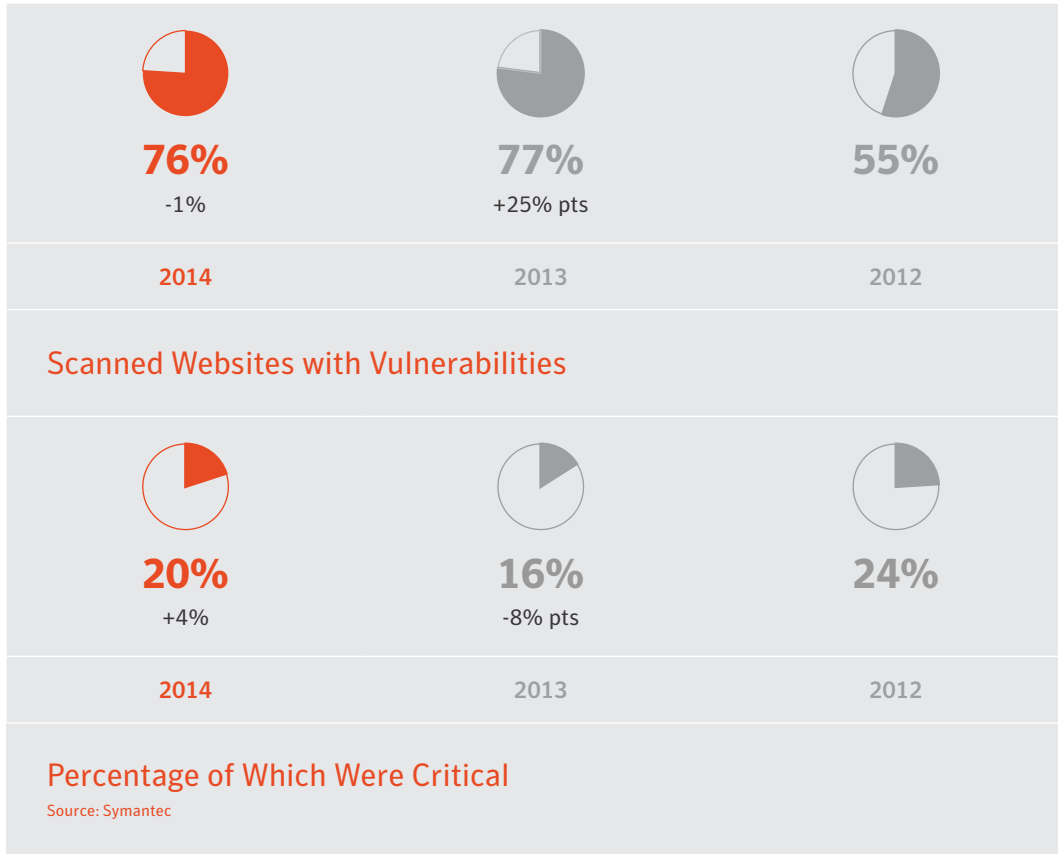
Rank	Name
1	SSL/TLS Poodle Vulnerability
2	Cross-Site Scripting
3	SSL v2 support detected
4	SSL Weak Cipher Suites Supported
5	Invalid SSL certificate chain
6	Missing Secure Attribute in an Encrypted Session (SSL) Cookie
7	SSL and TLS protocols renegotiation vulnerability
8	PHP 'strchr()' Function Information Disclosure vulnerability
9	http TRACE XSS attack
10	OpenSSL 'bn_wexpnd()' Error Handling Unspecified Vulnerability

Top 10 Vulnerabilities Found Unpatched on Scanned Web Servers
 Source: Symantec

- As was the case in 2013, SSL and TLS vulnerabilities were most commonly exploited in 2014.

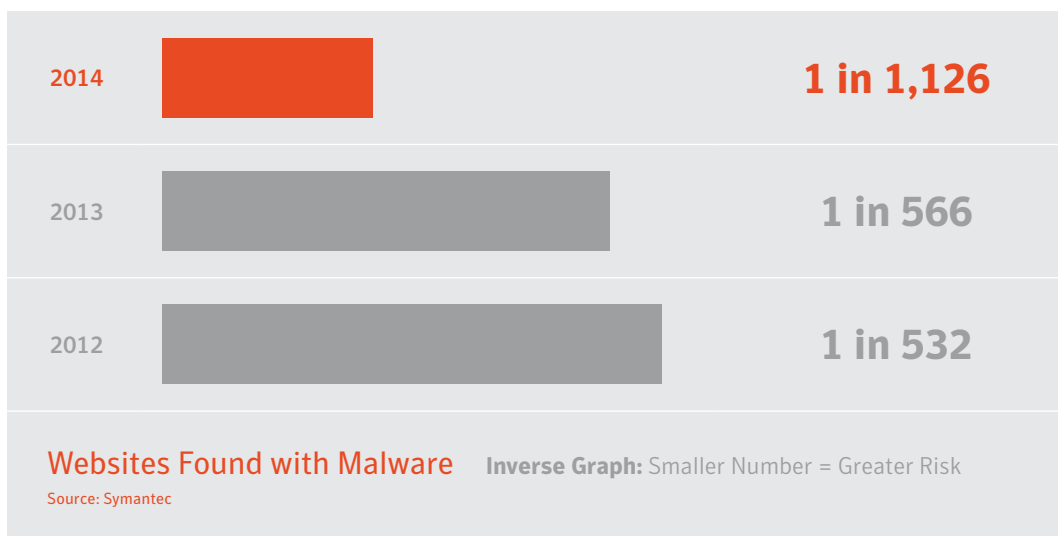
SHARE THIS

[BACK TO TABLE OF CONTENTS](#)



- In 2014, 20 percent (1 in 5) of all vulnerabilities discovered on legitimate websites were considered critical, meaning they could allow attackers to access sensitive data, alter the website's content, or compromise visitors' computers.

SHARE THIS



- The number of websites found with malware decreased by nearly half in 2014.

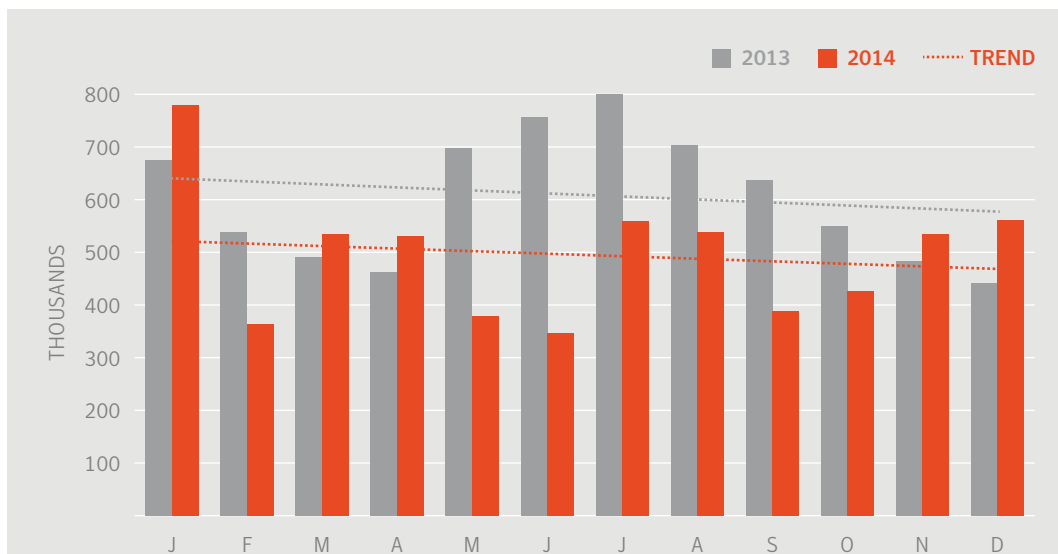
[BACK TO TABLE OF CONTENTS](#)

Rank	2014 Top 10 Most Frequently Exploited Categories of Websites	2014 Percentage of Total Number of Infected Websites	2013 Top 10	2013 Percentage
1	Technology	21.5%	Technology	9.9%
2	Hosting	7.3%	Business	6.7%
3	Blogging	7.1%	Hosting	5.3%
4	Business	6.0%	Blogging	5.0%
5	Anonymizer	5.0%	Illegal	3.8%
6	Entertainment	2.6%	Shopping	3.3%
7	Shopping	2.5%	Entertainment	2.9%
8	Illegal	2.4%	Automotive	1.8%
9	Placeholder	2.2%	Educational	1.7%
10	Virtual Community	1.8%	Virtual Community	1.7%

■ In terms of the type of websites most frequently exploited, it's interesting to note the inclusion of anonymizer websites in the top 10 this year. This is perhaps another case of criminals following the crowds as more people look to evade tracking by ISPs and others and increase their browsing privacy.

Classification of Most Frequently Exploited Websites, 2013–2014

Source: Symantec

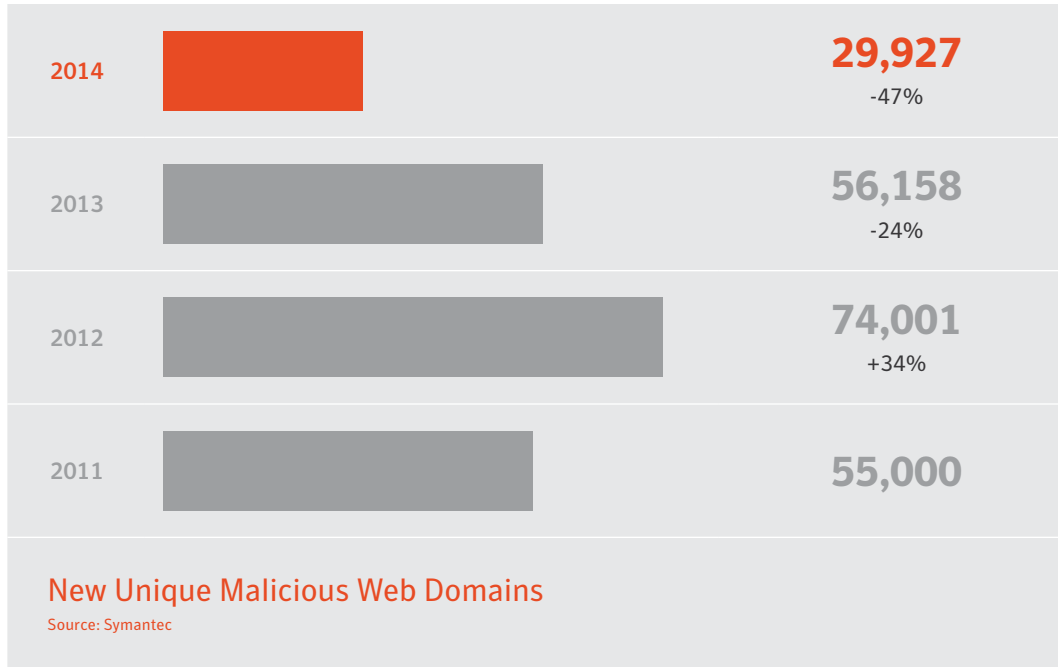


Web Attacks Blocked per Month, 2013–2014

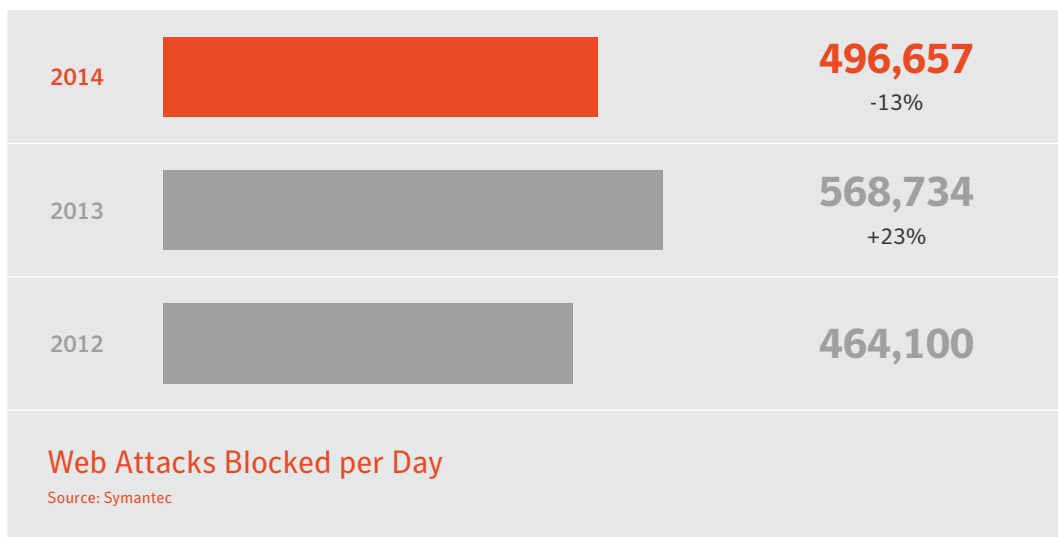
Source: Symantec

■ For the most part, the bulk of the 12.7% drop in the average number of daily attacks blocked occurred in the latter half of 2013. The decline in attacks throughout 2014 has been much more shallow than in 2013.

[BACK TO TABLE OF CONTENTS](#)



■ A 47 percent drop in unique malicious web domains in 2014 could indicate an increase in the use of cloud-based SaaS-type toolkits.



■ The number of web attacks blocked per day dropped 13 percent in 2014.

With minor fluctuations from year to year, the trend in the number of vulnerabilities continues upward. Remedies, workarounds, or patches are available for the majority of reported vulnerabilities. However, malware authors know that many people do not apply these updates and so they can exploit well-documented vulnerabilities in their attacks. In many cases, a specialist “dropper” scans for a number of known vulnerabilities and uses any unpatched security weakness as a back door to install malware. This, of course, underlines the crucial importance of applying updates.

This is how web exploit toolkits, such as Sakura and Blackhole, have made it easier for attackers to exploit an unpatched vulnerability published months or even years previously. Several exploits may be created for each vulnerability, and a web attack toolkit will perform a vulnerability scan on the browser to identify any potentially vulnerable plug-ins and the best attack that can be applied. Many toolkits won't utilize the latest exploits for new vulnerabilities if old ones will suffice. Exploits against zero-day vulnerabilities are uncommon and highly sought after by attackers, especially for use in watering-hole-style targeted attacks.

Compromised Sites

Three-quarters of the websites Symantec scanned for vulnerabilities in 2014 were found to have issues—about the same as last year. The percentage of those vulnerabilities classified as critical, however, increased from 16 to 20 percent.

In contrast, the number of websites actually found with malware was much lower than last year, down from 1 in 566 to 1 in 1,126. This seems to have had a knock-on effect on the number of web attacks blocked per day, which has also declined, though only by 12.7 percent, suggesting infected websites were, on average, responsible for more attacks in 2014. This is due to the fact that some web attack toolkits are designed to be used in the cloud, as software as a service (SaaS). For example, a compromised website may use an HTML iframe tag, or some obfuscated JavaScript, in order to inject malicious code from the SaaS-based exploit toolkit rather than launch the malicious attack directly from exploit code hosted on the compromised website. This growth in SaaS-based exploit toolkits is also evidenced in the decline in the number of new malicious domains used to host malware, which fell by 47 percent, from 56,158 in 2013 to 29,927 in 2014.

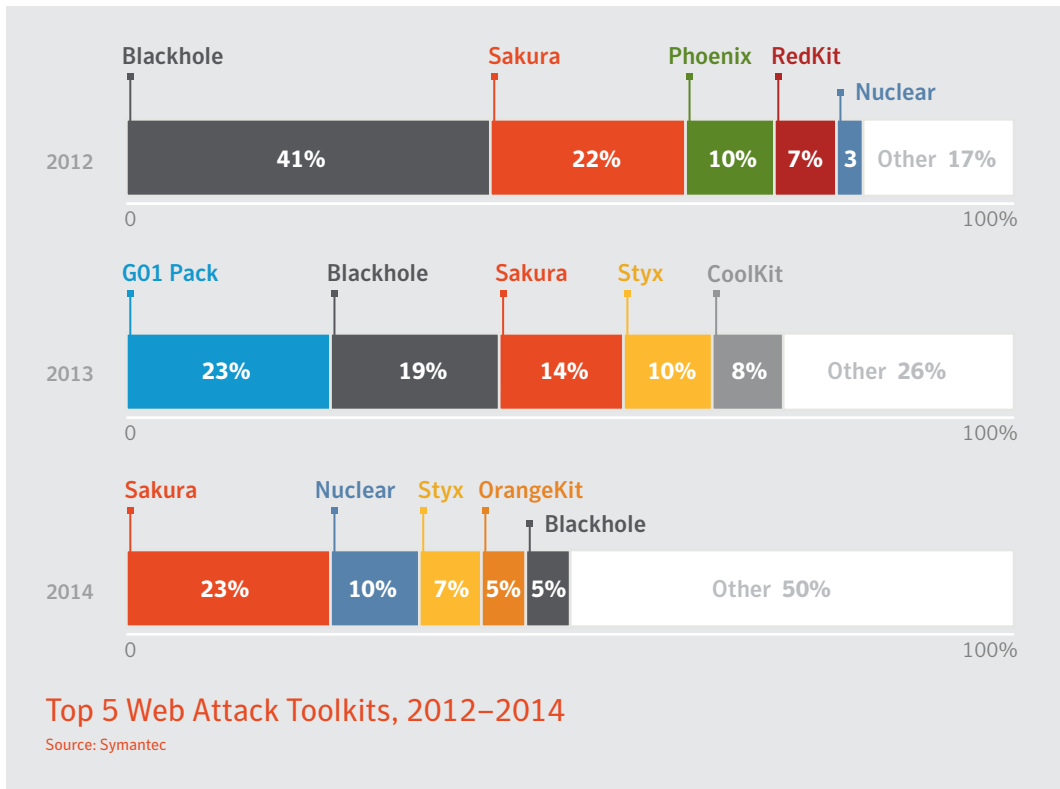
Web attack toolkits perform scans on the victims' computers, looking for vulnerable plug-ins in order to launch the most effective attack. Moreover, these SaaS toolkits are often located on bulletproof hosting services, with IP addresses that can change quickly and domain names that may be dynamically generated, making it more difficult to locate the malicious SaaS infrastructure and shut it down. Attackers are also able to control how the exploits are administered such as enabling the attacks only if a cookie has been set by the initial compromised website thereby preserving the malicious code from the prying eyes of search engines and security researchers.

With the majority of websites still accommodating vulnerabilities, it is apparent that many website owners are not keeping on top of vulnerability scans, although they may be paying more attention to malware scans that can potentially reveal malicious software. However, malware is often planted following previous exploitations of vulnerabilities, and prevention is always better than cure.

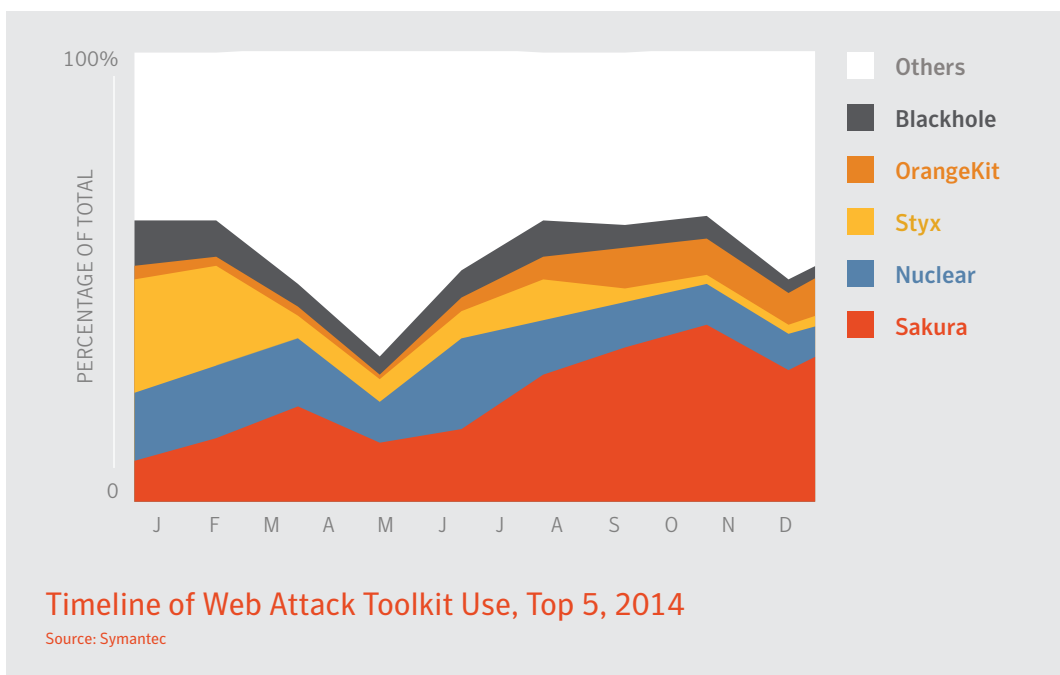
With so many potentially vulnerable websites, criminals in 2014 were achieving considerable success exploiting them, and many were also quick to take advantage of the SSL and TLS vulnerabilities. Moreover, the greater prevalence of social media scams and malvertising in 2014 suggests criminals are already turning to them as alternative methods of malware distribution.

These SaaS toolkits are often located on bulletproof hosting services, with IP addresses that can change quickly and domain names that may be dynamically generated.

Web Attack Toolkits



- With half of active web attack toolkits falling into the “other” category, overall toolkit usage was much more fragmented in 2014 than in previous years.
- After the arrest of the alleged creator in late 2013, the Blackhole toolkit has dropped 14 percentage points in 2014, comprising only five percent of all web attack toolkit activity. At its peak, Blackhole make up 41 percent of all toolkit activity.





■ Example of a Browlock webpage demanding a fine for surfing pornography illegally.⁴⁷

Malvertising

As we moved into 2014, we saw ransomware and malvertising cross paths, with the number of victims getting redirected to Browlock websites hitting new heights.

Browlock itself is one of the less aggressive variants of ransomware. Rather than malicious code that runs on the victim's computer, it's simply a webpage that uses JavaScript tricks to prevent the victim from closing the browser tab. The site determines where the victim is and presents a location-specific webpage, which claims the victim has broken the law by accessing pornography websites and demands that they pay a fine to the local police.

The Browlock attackers appear to be purchasing advertising from legitimate networks to drive traffic to their sites. The advertisement is directed to an adult webpage, which then redirects to the Browlock website. The traffic that the Browlock attackers purchased comes from several sources, but primarily from adult advertising networks.⁴⁸

To escape, victims merely need to close their browser. However, the large financial investment criminals are making to direct traffic to their site suggests people are just paying up instead. Perhaps this is because the victim has clicked on an advert for a pornographic site before ending up on the Browlock webpage: guilt can be a powerful motivator.

Malvertising at Large

It's not just ransomware that is spread through malvertising: malicious advertisements also redirect to sites that install Trojans. Some malicious advertisements even use drive-by attacks to infect a victim's device without the user clicking on the advertisements.

The appeal for criminals is that malvertising can hit major, legitimate websites drawing in high volumes of traffic. Ad networks also tend to be highly localized in their targeting, meaning

As we moved into 2014, we saw ransomware and malvertising cross paths, with the number of victims getting redirected to Browlock websites hitting new heights.

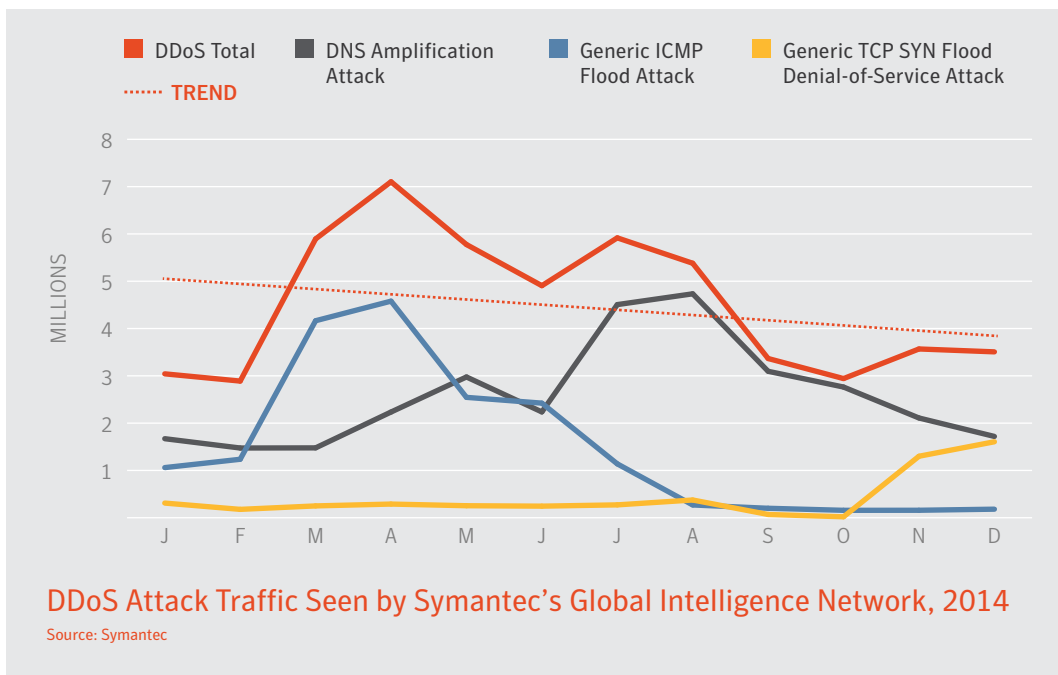
criminals can tailor their scams to specific victims—for example, people searching for financial services. Legitimate ad networks sometimes inadvertently do all the work for the criminals.

Criminals also switch tactics to avoid detection. For example, they'll run a legitimate ad for a few weeks, to appear aboveboard, and then convert it to a malicious ad. In response, ad networks need to run scans regularly rather than just when a new ad is uploaded.

For website owners, it's hard to prevent malvertising, as they have no direct control over the ad networks and their customers. However, site managers can reduce risk by choosing networks that restrict ad functionality so advertisers can't embed malicious code in their promotions. And of course, when selecting an ad network, due diligence goes a long way.

Denial of Service

Denial-of-service attacks give attackers another way to target individual organizations. By overloading critical systems, such as websites or email, with Internet traffic as a way to block access, denial-of-service attacks can wreak financial havoc and disrupt normal operations. Distributed denial-of-service (DDoS) attacks are not new, but they are growing in intensity and frequency.⁴⁹ For example, Symantec saw a 183 percent increase in DNS amplification attacks between January and August 2014.⁵⁰ According to a survey by Neustar, 60 percent of companies were impacted by a DDoS attack in 2013 and 87 percent were hit more than once.⁵¹ Motives include extortion for money, diversion of attention away from other forms of attack, hacktivism, and revenge. Increasingly, would-be deniers of service can rent attacks of a specified duration and intensity for as little as \$10–\$20 in the online black market. ■



- DDoS traffic saw peaks in April and July of 2014.
- There was a 183 percent increase in DNS amplification attacks between January and August 2014.

[BACK TO TABLE OF CONTENTS](#)

SOCIAL MEDIA & SCAMS



Social Media and Scams

In 2014 criminals hijacked the power of “social proof”—the idea that we attribute more value to something if it’s shared or approved by others. The classic example is of two restaurants: one with a big queue, the other empty. People would rather wait in the queue because popularity suggests quality.

Criminals exploited this theory by hacking real accounts on platforms like Snapchat so that when you saw an endorsement for a scam product or link, you’d trust it because it seemed to come from someone you actually knew.

The public also undervalued their data in 2014, freely giving away email addresses and login credentials without checking that they were on a legitimate website.

While scammers certainly evolved their tactics and ventured onto new platforms in 2014, a lot of their success continued to come from people’s willingness to fall for predictable and easily avoided scams.

Social Media

Criminals will go wherever there are people to be scammed. There are large numbers of people using well-established social media platforms, and, as such, they play host to plenty of scams. The rise in popularity of messaging and dating apps means scammers have taken note and taken advantage, and a variety of scams are being seen on these platforms.

Facebook, Twitter, and Pinterest

The big shift in social media scams this year has been the uptick in manual sharing scams. This is where people voluntarily and unwittingly share enticing videos, stories, pictures, and offers that actually include links to malicious or affiliate sites.

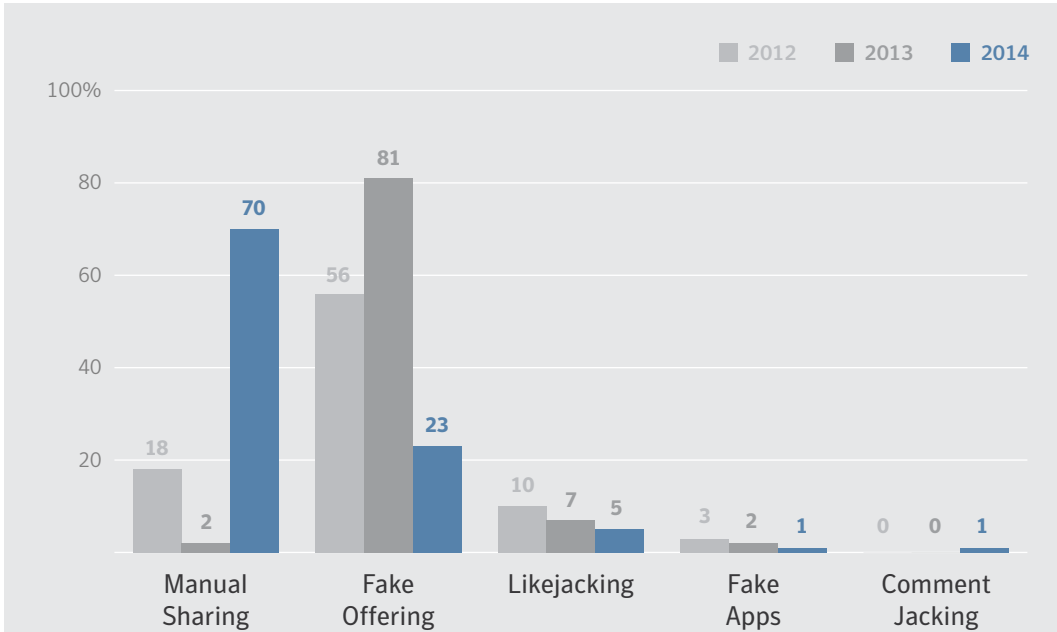
At a Glance

- *Social media scammers go after payouts from affiliate programs by offering false promises of weight loss, money, and sex to drive clicks and sign-ups.*
- *Many people use the same password on multiple networks, meaning criminals have been able to spam multiple accounts thanks to a single hack.*
- *Scammers take advantage of the power of social proof by relying on real people rather than bot networks to share their scams.*
- *Many phishing scams play on either fears generated by hacking and health-scare stories or intrigue piqued by scandalous celebrity stories, both real and fake.*

SHARE
THIS

In 2014 criminals hijacked the power of “social proof”—the idea that we attribute more value to something if it’s shared or approved by others.

[BACK TO TABLE OF CONTENTS](#)



- In 2014, 70 percent of social media threats required end users to propagate them, compared with only 2 percent in 2013.

Manual Sharing – These rely on victims to actually do the work of sharing the scam by presenting them with intriguing videos, fake offers or messages that they share with their friends.

Fake Offering – These scams invite social network users to join a fake event or group with incentives such as free gift cards. Joining often requires the user to share credentials with the attacker or send a text to a premium rate number.

Likejacking – Using fake “Like” buttons, attackers trick users into clicking website buttons that install malware and may post updates on a user’s newsfeed, spreading the attack.

Fake Apps – Users are invited to subscribe to an application that appears to be integrated for use with a social network, but is not as described and may be used to steal credentials or harvest other personal data.

Comment Jacking – This attack is similar to the “Like” jacking where the attacker tricks the user into submitting a comment about a link or site, which will then be posted to his/her wall.

Social Media, 2012–2014

Source: Symantec

Affiliate Programs: The Fuel That Drives Social Media Scams

By Satnam Narang



If you have used a social network in the past decade, chances are you've seen one of the following offers appear in your news feeds and timelines:

- Free smartphones, airline tickets, or gift cards
- Unbelievable news about celebrities (sex tapes, death)
- Unbelievable world news (specifically, natural disasters)
- Proposals to get naked on a webcam or propositions from alleged sex workers



It has become clear that as any social networking platform becomes popular, scammers are never far behind. While each platform may be different and each scam slightly varied, the constant is that affiliate networks are the driving force behind them.

Affiliate marketing is a popular way for companies to increase their business on the Internet. A business uses affiliates to help market and sell their products. For instance, an affiliate could feature a book on their webpage and provide a link directly to a vendor that sells that book. And for every sale, the affiliate receives a small commission.

While legitimate vendors use affiliates, so do illegitimate ones. And in some cases the vendor is legitimate, but some of their affiliates are willing to use unscrupulous methods to profit from an affiliate program.



Affiliates participate in an affiliate program by appending a special ID to the URLs that are used when a customer clicks an advertisement. The unique ID helps keep track of where the click comes from. This affiliate ID enables merchants to track the contributions from affiliates and thus pay out commissions.



Scammers monetize on social media by leveraging affiliate networks. When a user is asked to fill out a survey or sign up for a premium offer to a service, he or she becomes the referral for an affiliate program. By tricking users into participating in a survey and/or signing up for a premium service, the scammer makes money.

[Back to listing](#)

Visa US

Description
Simply sign up today for a chance to win a \$1,500 VISA Gift Card! Converts at email submit.

Offer Details
Category : Email / Zip Submit Freebie Shopping/ecommerce
Lead (\$) : \$ 1.40
Last Updated : 29 Jan 2015

Details on these semi-legitimate affiliates and their payouts are murky. Many won't share details, making it hard to estimate just how much money an affiliate can make. However, most affiliate networks put up bids from merchants, which state clearly what action is required for a conversion. In the example above, a \$1,500 Visa gift card advertisement will convert when the referrer submits his or her email address. This particular merchant values each email conversion at \$1.40 when paying affiliates.

AFFILIATE PROGRAM

Turn your traffic into money with [redacted]'s Affiliate Program. With over 10 years of affiliate industry experience, our services rise head and shoulders above the rest. We offer innovative and in-depth tools for our webmasters, including compelling marketing collateral; traffic optimization; detailed statistical reporting; flexible payout options; and professional account managers. Our competitive pay-per-lead, pay-per-signup and rev share programs ensure our partners get the most benefit from their traffic.

Our innovative product [redacted] represents a new generation of casual dating, using chemistry to match our members on numerous levels, while set in a fun and respectful environment. Our product's conversion speaks for itself - start sending your traffic now!

Pay Per Lead	Pay Per Join	Revenue Sharing
WE PAY UP TO \$6.00 PER LEAD	WE PAY UP TO \$60 PER JOIN	60% REVSHARE ON DATING & NICHE SITES
PPL	\$60	60%

On the popular dating application Tinder, we found affiliate links to adult dating services and webcam sites. These sites promote their affiliate payouts directly. One site pays affiliates up to \$6 for every user who signs up for an account and up to \$60 if a user signs up for a premium service, which typically involves paying for a subscription using a credit card.

Based on the pricing structure, convincing users to sign up for the premium service could be highly profitable. However, scammers drive so much traffic to these sites that sign-ups for an account, at only \$6 each, are enough to create a handsome profit. The users who do sign up for a premium service are just the icing on the cake.

Legitimate merchants, and some affiliate networks, have tried to tackle scams on their platforms, but as long as there is money to be made from these shady affiliate programs, they will persist. As a merchant, it is important to know the affiliates you work with and ensure they are being transparent with you about their practices.

End users should be mindful when using any social network, keeping an eye out for free offers for gadgets, gift cards, and airline tickets or for invitations from attractive women to join adult dating and webcam sites. If you are asked to fill out a survey or sign up for a service using a credit card, you are most likely being scammed. As the old adage goes, if it sounds too good to be true, it probably is. ■

SHARE THIS



■ Facebook share dialog with fake comments and shares.



■ Scam site asks users to install fake Facebook media plug-in.

For example, scammers took advantage of the death of Robin Williams by sharing what was supposed to be his goodbye video. Users were told they had to share the video with their friends before they could view it, and were instructed to fill out surveys, download software, or were redirected to a fake news website. There was no video.⁵²

With manual sharing there's no hacking or jacking necessary—people and their networks do all the work for the criminals. Other social media scams require a bit more work on the part of the criminal. Likejacking and comment jacking, for example, ask victims to click what appears to be a “continue” or “verification” button to access some enticing content but actually masks the fact the victim is liking or commenting on the post to increase its popularity and reach.

Instagram

Instagram, the picture-sharing platform, now has more monthly active users than Twitter, and legitimate brands use it as a marketing channel.^{53,54} Among the scams seen on Instagram in 2014 were those where criminals tried to monetize prepopulated accounts and mimic offers employed by legitimate corporate users.

In one scam, fake accounts are created, purporting to be lottery winners who are sharing their winnings with anyone who will become a follower. In another scam, scammers pretend to be well-known brands giving away gift cards. Instagram users are told to follow the fake accounts and add their personal information, like email addresses, in the comments to receive incentives.

Once a fake account has enough followers, the criminals change the name, picture, and bio, so when the incentive fails to materialize, people can't locate the account to mark it as spam.

Victims often think nothing of giving away their details. According to our Norton Mobile Apps Survey Report, 68 percent of people surveyed will willingly trade in various types of private information for a free app.⁵⁵ In fact, some even send \$0.99 to the scammers in order to cover the return postage for the so-called offer. (The offer never arrives, of course.) It's such a small amount, so people don't worry, but they're giving away more details, and scammers are getting an extra cash bonus.⁵⁶

This is particularly prevalent on Instagram, partly because there is no verified check for legitimate accounts. And as soon as one person falls for the scam, that person's friends who follow his or her stream will see the posted picture and often jump on board too.





Once a fake account has enough followers, the criminals change the name, picture, and bio, so when the incentive fails to materialize, people can't locate the account to mark it as spam. Criminals then sell this altered account with all its followers to the highest bidder.

Shortly afterward a new account usually pops up in the guise of the original fake profile, claiming the old account was hacked, and the process starts all over again.

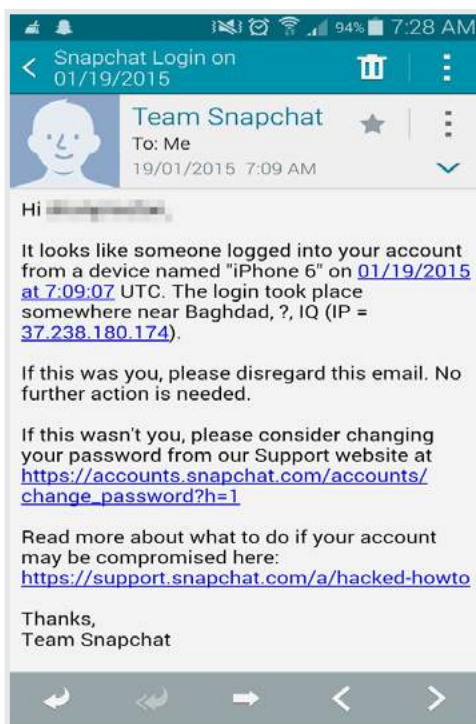
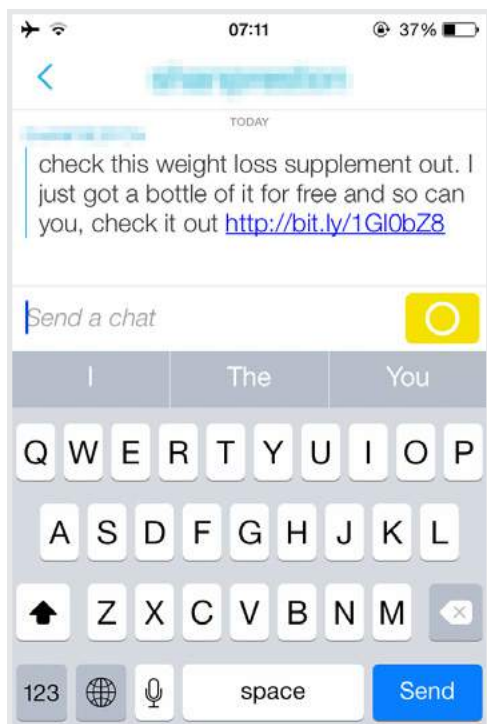
Messaging Platforms

This year Snapchat, the social app that allows people to send images and videos that self-destruct within 10 seconds of the recipient's opening the message, was hit particularly hard.

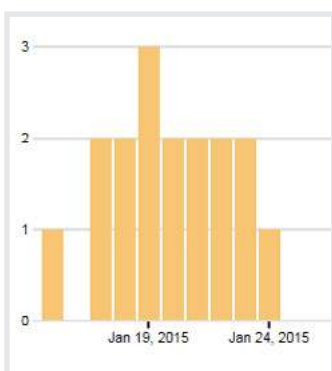
In October 2014, several Snapchat accounts were hacked and people reported receiving messages from their friends with a live link promoting diet pills. Snapchat claims these accounts were compromised because certain users reused the same password on multiple websites, one of which had been breached.⁵⁷

 <p>17 posts 111k followers 2 following</p> <p>Follow</p> <p>Merle Butler \$218,666,667 Mega Million Lottery winner 🙏 Thanks for all prayers 🙏 I will give \$1000 to each follower in need S/O this page and comment your email</p>	 <p>15 posts 35k followers 9 following</p> <p>Follow</p> <p>Neil Trotter I won big and want to give back. ALL my followers will receive \$1,000. Repost my photo to be considered. THIS IS NOT A SCAM</p>
<p>← MSMARCIAAADAMS →</p>  <p>1 posts 14k followers 2 following</p> <p>Follow</p> <p>Marcia A. Adams Jackpot winner of \$72,000,000! I am giving \$1,000 to my first 20,000 followers! Follow, shout me out, and leave your email under a picture!</p>	<p>← BETTINA_STILL →</p>  <p>1 posts 4391 followers 146 following</p> <p>Follow</p> <p>Bettina Still Won \$61,000,000 in Mega Million Lottery. Giving \$1000 to everyone who gives me a shoutout and comment their email.</p>

■ Instagram accounts impersonating real-life lottery winners.⁵⁸



■ An example of a legitimate user account being compromised to send spam to the victim's circle of friends. The legitimate owner of the compromised account was quickly notified by Snapchat.



■ Example of click-through rates for the URL included in the Snapchat spam example above.

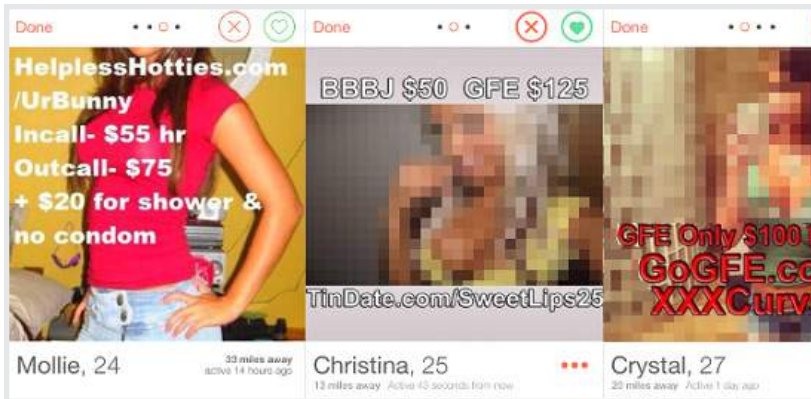
URL shortening services are popular among spammers and social networking users alike because they provide a shortened link. For spammers, they have an added benefit: they obfuscate the domain name of the spam website behind them. Additionally, by appending “+” to the end of a Bitlink, spammers and their affiliates now have easy access to click-through statistics and other demographics.

Short URLs are frequently seen not only in email spam but also in SMS spam and some of the newer forms of spam spread through social networks.

In October 2014 Symantec also saw an incident, referred to online as “The Snapping,” when supposedly destroyed Snapchat images began appearing online. This originated from an unapproved third-party app that some people used to archive their Snapchat photos.

Often, the security and privacy policies of emerging social media platforms aren't as strong as they could or should be, and users don't help the situation by replicating their passwords across multiple platforms and using unverified third-party apps to enhance their experience.

Unless users begin to think about the risk they're exposing themselves to, we're likely to see similar account hijacking stories in 2015 on whatever the next big platforms turn out to be.



■ Historical overview of fake prostitution profiles on Tinder.⁵⁹

Dating Scams

Sexual content has always gone hand in hand with cybercrime, and 2014 was no different.

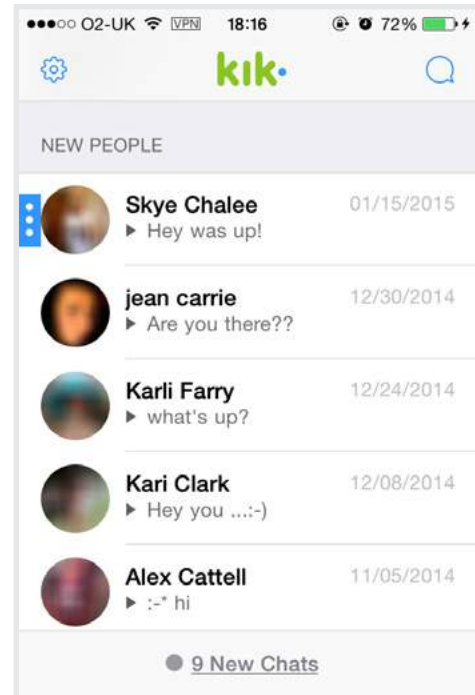
In 2014, adult-themed scams embraced popular dating apps, with examples appearing on Tinder and on messaging services, such as Snapchat and Kik Messenger. The goal is to get people to click through and sign up for external websites, at which point scammers earn a commission as part of an affiliate program.⁶⁰

Some affiliate programs will pay out for every victim who clicks through, and others will pay out only if a victim signs up and hands over credit card details. Some sites pay \$6 per lead for a successful sign-up and up to \$60 if a lead becomes a premium member.⁶¹ These schemes can be, in other words, a profitable monetization strategy for online criminals. (See “Affiliate Programs: The Fuel That Drives Social Media Scams” for more on affiliate marketing.)

The scam usually starts with the profile of an attractive young girl offering adult webcam time, sexting, or hookups. In Tinder there have also been cases of profile pictures overlaid with text offering prostitution services. Scammers put the text within the image in an attempt to beat spam filters.

The recipient then clicks through to or manually visits an affiliate website if he or she wants to continue the encounter. In reality these “hot chicks” are nothing more than scripted bots with sexy profile pictures, and there’s no one waiting on the other side.

These promises of sexual content prove popular with the public: one particular campaign, associated with a site called blamcams, resulted in nearly half a million clicks across seven URLs in less than four months.⁶² For scammers tied to affiliate programs or who use links to fake webcam sites to phish for credit card details, that’s a good source of income.



■ Examples of spam “cam girl”-type messages appearing as new chats on Kik Messenger.

Malcode in Social Media

It's worth noting that while most sharing scams are concerned with gaining clicks and sign-ups for affiliate programs, there was a case in 2014 where a Facebook scam redirected to the Nuclear exploit kit. When successful, this scam gives attackers control of a victim's computer and allows them to send out spam email and malicious files.⁶³

People need to be wary of links posted by friends that seem unusually sensational and, rather than clicking on the link, should go directly to a trusted news source and search for the story there.

The Rise of "Antisocial Networking"

Privacy concerns—both about government surveillance and oversharing with service providers—have triggered the launch of new social networks that prioritize secrecy, privacy, and/or anonymity, such as Secret, Cloaq, Whisper, ind.ie, and PostSecret. These types of applications are havens for gossip, confessions, and, sometimes, the darker side of human nature. Some argue that secrecy is the key to the next phase of social networking.^{64,65} Critics say that anonymous forums, such as 4chan, create safe havens for trolls, bullies, and criminals.⁶⁶ Existing social networks, such as Twitter and Facebook, have responded to these concerns with greater disclosure and by sharpening up their privacy policies. For example, Facebook now publishes its number of government data requests,⁶⁷ Twitter is considering a "whisper mode,"⁶⁸ and Google has enhanced encryption on its Gmail email service.⁶⁹

While the desire to remain anonymous may be very attractive for some individuals, there is always a downside that we must keep in mind. Some organizations have very strict guidelines and policies that govern how their employees must conduct themselves online, but many are still adapting to these new environments where people can potentially say whatever they like with impunity. Businesses should ensure their electronic communication policies address these concerns and technologies are in place for monitoring potential breaches of the rules. While it may not be appropriate to block access, it may prove invaluable to be able to monitor such activities.

Phishing

There was a dip between June and September, but the overall phishing rate in 2014 was 1 in 965, compared with 1 in 392 in 2013. Phishing attacks toward the end of the year were boosted by the surge in Apple ID phishing schemes that emerged after the headline-grabbing hack that saw several nude pictures of celebrities stolen and published. Apple IDs have always been a target for phishers, but this news story meant people were particularly receptive to messages purporting to be about the security of their iCloud accounts.

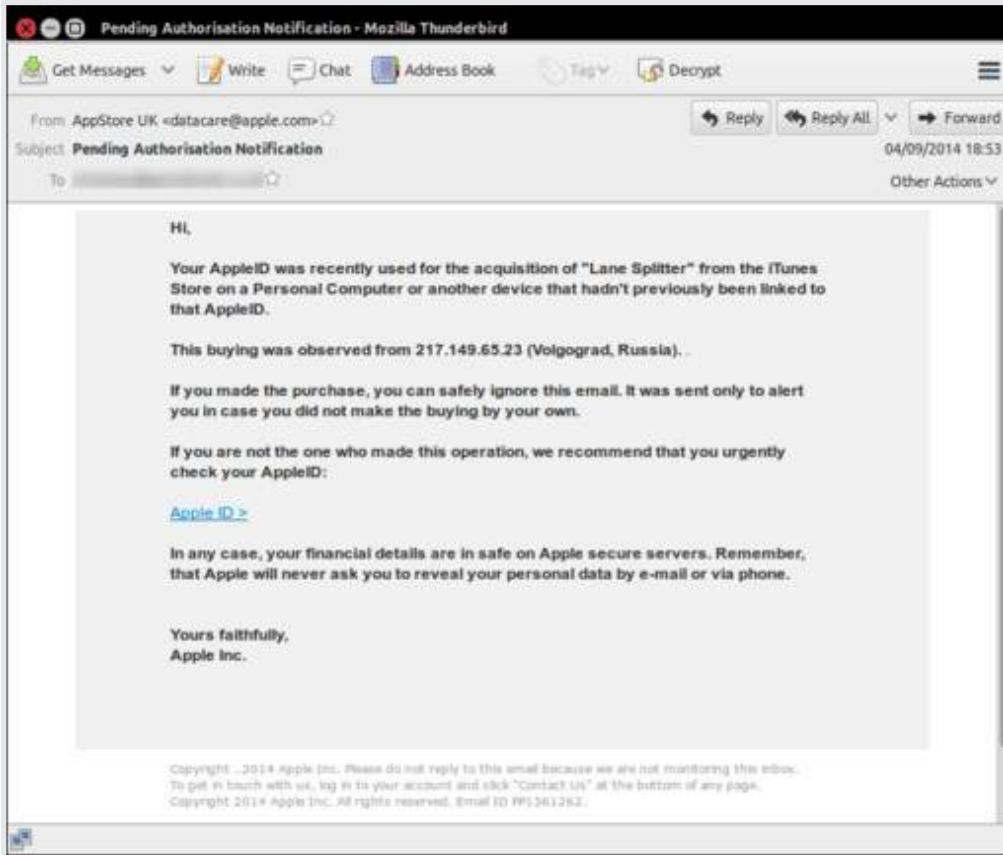
The Kelihos botnet looked to exploit the public's fear by sending messages that claimed a purchase had been made on the victim's iCloud account from an unusual device and IP address. The victim was encouraged to urgently check his or her Apple ID by clicking an accompanying link, which led to a phishing page. Masquerading as an Apple website, the site asked the user to submit his or her Apple ID and password, which was then harvested by criminals for exploit or resale.⁷⁰

Most phishing scams are distributed through phishing emails or URLs on social media sites. On social media there's often a news hook, like the Ebola outbreak or some kind of celebrity scandal, that encourages people to click on links that require them to "log in" before they can see the details or video promised.

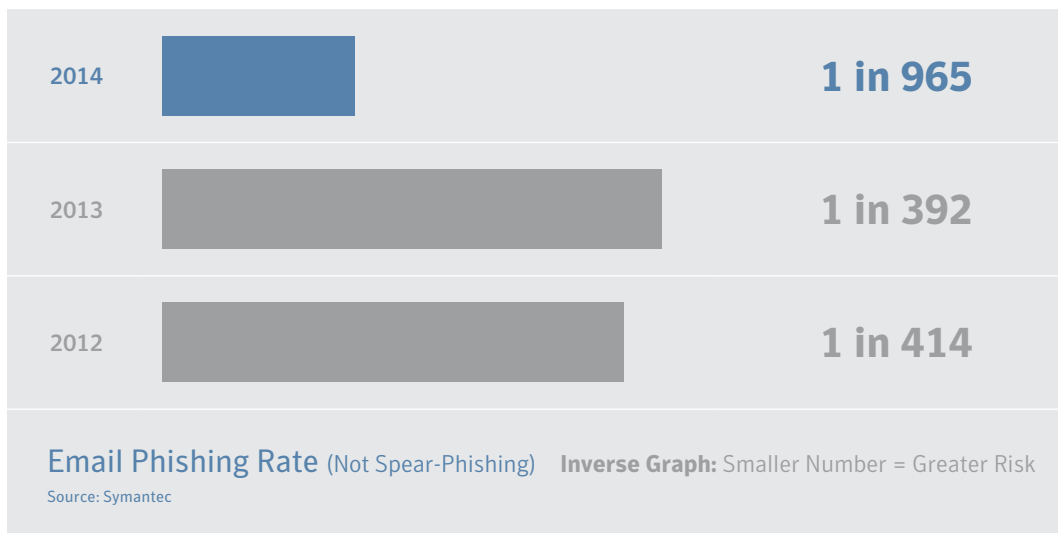
SHARE
THIS

Email distribution involves news hooks but is used to phish for professional account logins such as banking details, LinkedIn accounts, cloud file storage, or email accounts.⁷¹ Some emails pose as security updates or unusual activity warnings that require you to fill in your details on a phishing site, which then immediately sends your details to the criminals.

Some argue that
secrecy is the key
to the next phase of
social networking.



- Sample of phishing email sent to victims.⁷²
- Variations on this theme appeared throughout 2014, with criminals aiming to acquire social media, banking and email login details.



- The email phishing rate dropped to 1 in 965 emails in 2014. In 2013 this rate was 1 in 392 emails.



Phishing in Countries You Might Not Expect

By Nicholas Johnston

Symantec sees a significant proportion of global email traffic, and recently we were surprised to see phishing attacks targeting institutions in rather unexpected locations.

Angola and Mozambique are two southern African countries, on opposite sides of the vast continent. These countries aren't the first places that spring to mind when you think of phishing, where the goal is to gather sensitive information in order to make money. Mozambique is still a developing country, and despite having an abundance of natural resources, remains heavily dependent on foreign aid. Its per-capita GDP is around \$600. Angola fares better than Mozambique; its per-capita GDP is just under \$6,000. These are statistically poor countries. (For comparison, global average per-capita GDP figure stands at \$10,400, and the U.S. GDP stands around \$52,800.)

Both of these countries have recently been subjected to phishing campaigns. For instance, one recent phishing campaign was targeted at a major African financial institution, appearing to come from a Mozambique bank, with the email subject, "Mensagens & alertas: 1 nova mensagem!" (Messages & alerts: 1 new message!) A URL contained within the body lead to a fake version of the bank's Web site, asking the target to enter a number of banking details that would allow the attacker to take over the account.

Why are financial institutions in these countries being targeted? It's impossible to be sure, but one of the main dangers of phishing is the ease at which attackers can set up phishing sites. Over the year we've found many "phish

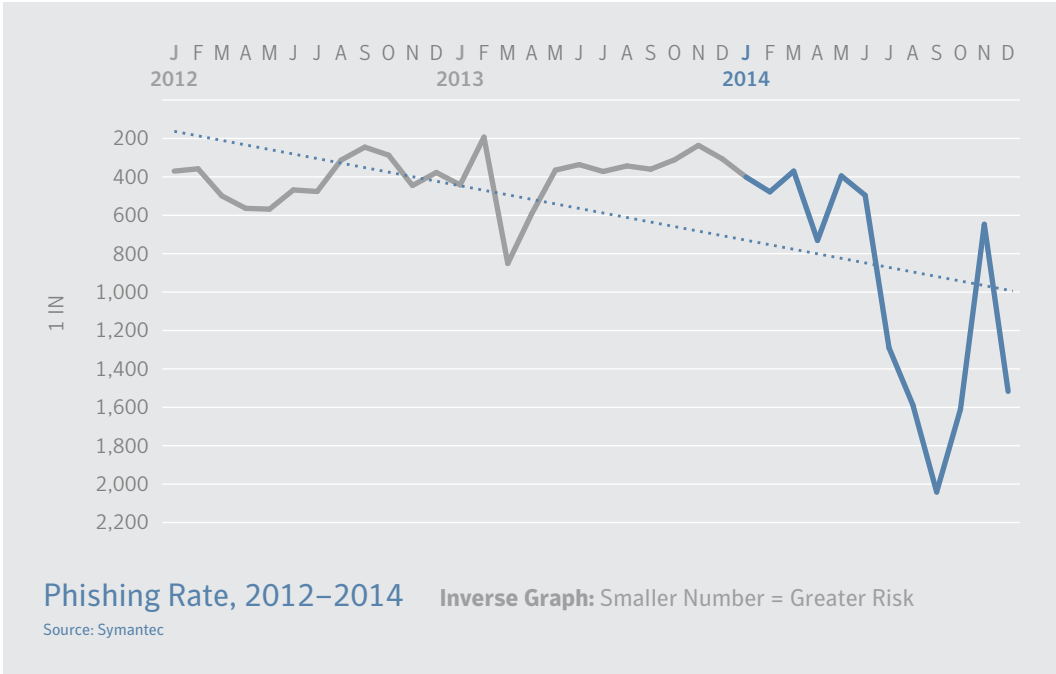
kits"--zip files containing phishing sites, ready to be unzipped on a freshly-compromised web server. Additionally, since Angola and Mozambique both speak Portuguese, campaigns from one country can easily be used in the other with only minor changes to the content within them.

From an attacker's perspective, phishing has very low barriers to entry. By targeting smaller or more niche institutions, phishers can avoid competition with their peers. Phishing awareness in developing countries is likely to be lower than in the US or Europe for example.

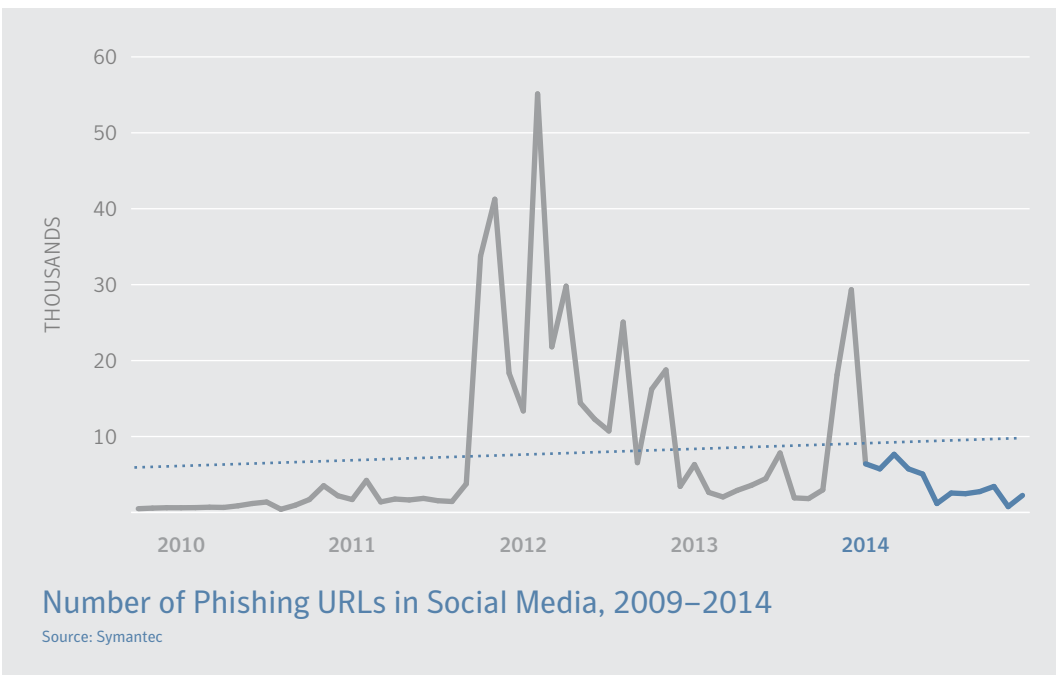
In all likelihood, the phishing scams targeting Angola and Mozambique probably originate from those countries or neighboring ones. Phishers who target people in developed countries won't be interested in the comparatively low potential profits from phishing accounts in Angola or Mozambique—but those low (by Western standards) profits can still be attractive to someone living in Angola, Mozambique or nearby countries with similar living standards. It might also be easier for phishers based in Angola or Mozambique to use stolen credentials locally rather than selling them on.

As people increasingly interact with companies and services online, we expect phishing to increase—there are more targets and barriers of entry that will continue to get lower. Even institutions in the very small and relatively isolated east Himalayan Kingdom of Bhutan have been targeted in phishing attacks. This only demonstrates that nowhere is safe from phishing. ■

[BACK TO TABLE OF CONTENTS](#)



■ There was a significant drop in the phishing rate during the late summer, early autumn of 2014.



■ The number of phishing URLs on social media remained low throughout 2014 when compared to 2013 and the peak year of 2012.

The origins of these phishing sites are often obscured to prevent security warnings when victims open their browsers, and this year saw a new leap forward for the criminals with the use of AES (Advanced Encryption Standard).

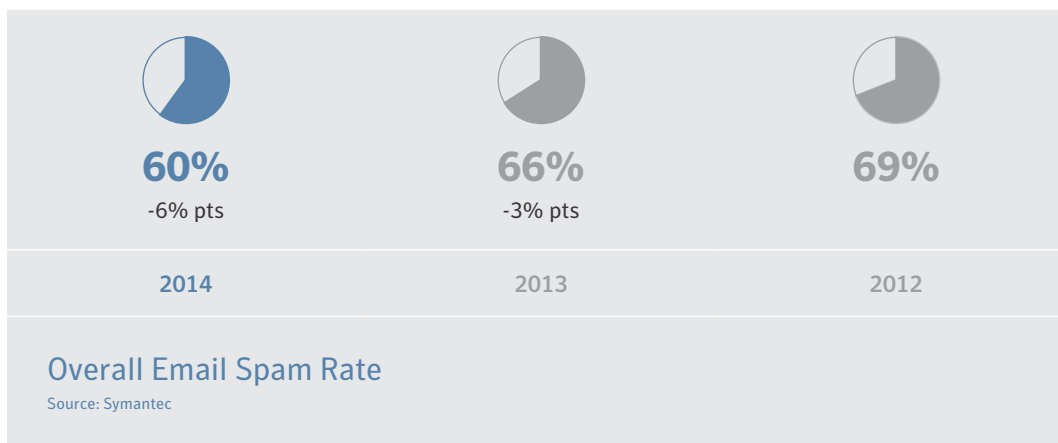
This encryption is designed to make the analysis of phishing sites more difficult, and a casual analysis of the page will not reveal any phishing-related content, as it is contained in the unreadable encrypted text. Browser and security software warnings are therefore less likely to appear.

Email Scams and Spam

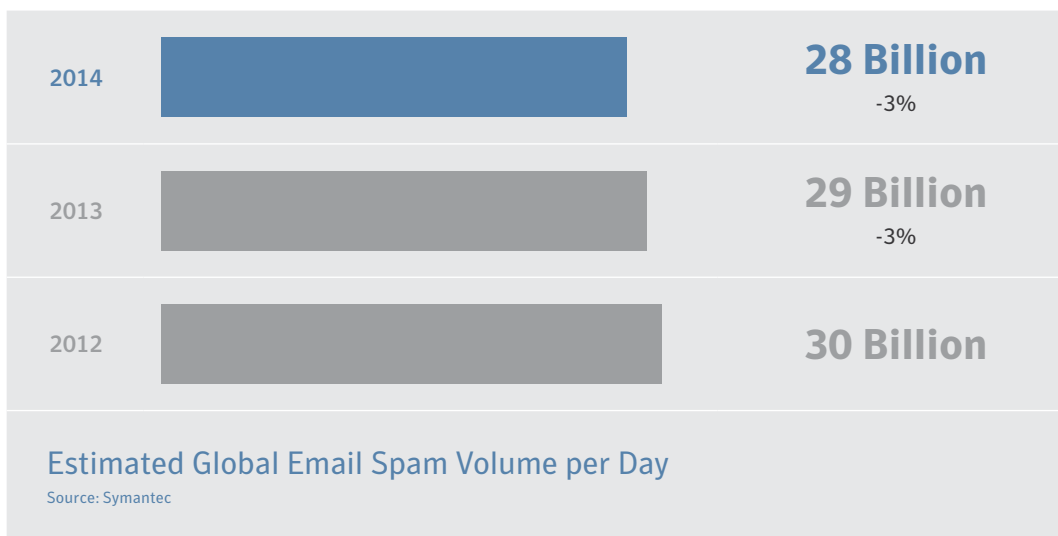
The shift away from email isn't happening with just phishing attacks; the global spam rate is declining too. The result is more victims are likely to fall for the scam, and it's harder to track.⁷³

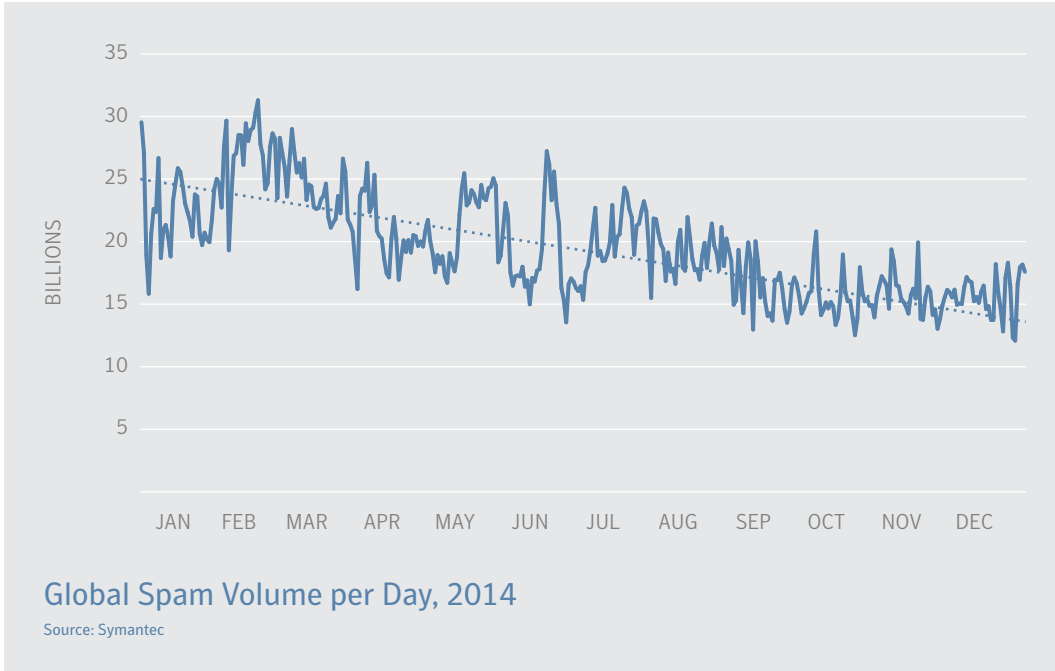
The shift away from email isn't happening with just phishing attacks; the global spam rate is declining too.

■ The overall email spam rate further declined in 2014, dropping six percentage points to 60 percent.



■ The global spam volume per day dropped three percent for the second year in a row.





■ Over the last three years, the overall spam rate has dropped from 69 percent in 2012, to 66 percent in 2013 and 60 percent in 2014. While this is good news overall, there are still a lot of scams out there being sent by email, and criminals are still making money.

In October 2014, Symantec reported an increase in a particular scam where emails were sent, often to a recipient working in the finance department of a company, requesting payment by credit card or the completion of a wire transfer. The sender details were sometimes faked or made to look like they had come from the CEO or another high-ranking member of the victim's company. Money transfer details were either sent in an attachment, or required the victim to email back and request them.⁷⁴

The rise in this type of scam is likely because scams based on malicious attachments can be more easily filtered by corporate security systems, but many organizations are still not undertaking this simple action despite the majority of malicious emails relying on potentially harmful attachments.

In contrast, a sharp rise in malicious URLs versus attachments at the end of the year was related to a change in tactics and a surge in socially engineered spam emails. ■

TARGETED ATTACKS



Targeted Attacks

In 2014, Symantec analyzed several cyberespionage attacks and gathered data on the tactics used to infiltrate thousands of well-defended organizations around the world. This research shows a worrying increase in sophistication.

Imagine you're the CISO for an Eastern European diplomatic corps. In 2014, you suspect that computers in your embassies across Europe have been infected with a back door Trojan. You call in a security firm to investigate and they confirm your worst suspicions. Upon investigation you find that a carefully targeted spear-phishing campaign sent emails to staff members with a stealthy Trojan payload that infected the computers. The use of zero-day exploits, carefully crafted emails, and cunning watering hole website attacks meant that the attacks evaded detection long enough to compromise more than 4,500 computers in more than 100 countries.⁷⁵ It's a worrying scenario but not a hypothetical one. This is a description of the Waterbug attack.

It's similar to other targeted attacks such as Turla and Regin, and due to the targets chosen and the sophistication of the attack methods, Symantec believes that a state-sponsored group is behind Waterbug.⁷⁶

In view of the growing sophistication of these attacks, good IT security is essential and broad cybersecurity practices should be the norm. Well-funded state actors are not the only threat. Patriotic hackers, hacktivists, criminal extortionists, data thieves, and other attackers use similar techniques but with fewer resources and perhaps less sophistication.

Email-based attacks continue much as before. Web-based attacks are growing increasingly sophisticated. Espionage attacks use more exploit kits, bundling together exploits rather than using just one attack. Exploit kits have been used in e-crime for many years, but cyberespionage attackers are now using them too.

SHARE
THIS

Cyberespionage

In 2014, Symantec security experts spent nearly eight months dissecting one of the most sophisticated pieces of cyberespionage malware ever seen. Known as Regin, it gave its owners powerful tools for spying on governments, infrastructure operators, businesses, researchers, and private individuals. Attacks on telecom companies appeared to be designed to gain access to calls being routed through their infrastructure.⁷⁷

Regin is complex, with five stealth stages of installation. It also has a modular design that allows for different capabilities to be added and removed from the malware. Both multistage loading and modularity have been seen before, but Regin displays a high level of engineering capability and professional development. For example, it has dozens of modules with capabilities such as remote access, screenshot capture, password theft, network traffic monitoring, and deleted file recovery.⁷⁸

It took months, if not years, to develop Regin, implying a significant investment of resources. It is highly suited to persistent long-term surveillance operations, and its level of sophistication implies that a nation state created it.

Symantec saw a similar level of commitment in another cyberespionage campaign known as Turla.⁷⁹ The attackers used spear-phishing and watering hole attacks (see below) to target the governments and embassies of former Eastern Bloc countries. Once installed, it gave attackers remote access to infected computers, allowing them to copy files, delete files, and connect to servers, among other things. Because of the targets chosen and the sophistication of the malware, Symantec believes that a state-sponsored group was behind these attacks too.⁸⁰

At a Glance

- More state-sponsored cyberespionage came to light in 2014.
- Attackers are using increasingly well-crafted malware that displays sophisticated software engineering and professionalism.
- Campaigns such as Dragonfly, Waterbug, and Turla infiltrated industrial systems, embassies, and other sensitive targets.
- The number of spear-phishing campaigns increased by 8 percent in 2014, while the number of daily attacks decreased as attackers became more patient, lying in wait and crafting more subtle attacks boosted by longer-term reconnaissance.

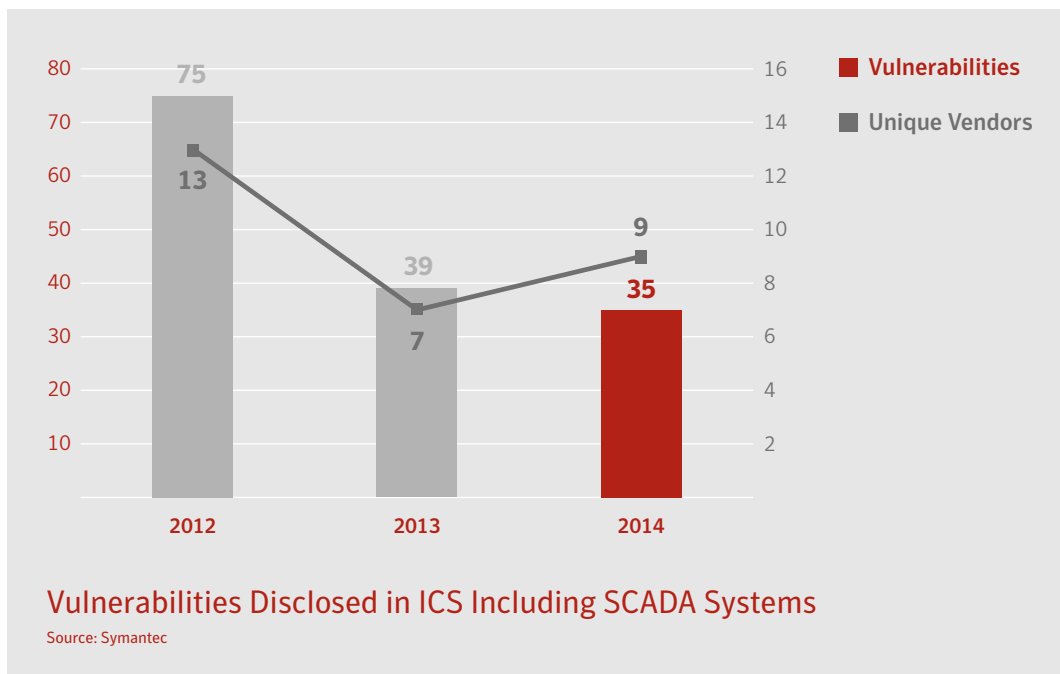
In view of the growing sophistication of these attacks, good IT security is essential and broad cybersecurity practices should be the norm.

More recently, a highly resourced attack group dubbed the “Equation Group” was exposed,⁸¹ revealing that espionage attacks in previous years, including 2014, had probably employed highly specialized techniques. Moreover, as espionage attack groups continue to improve their methods, they can also take advantage of the black market in exploits, zero-day attacks, and custom code. The exposé of the Equation Group further highlights the professionalism behind the development of these specialized attacks, as espionage attack groups benefit from the same traditional software development practices as legitimate software companies.

Industrial Cybersecurity

As more devices are being connected to the Internet, new avenues of attack and, potentially, sabotage open up. This is especially true for industrial devices known as industrial control systems (ICSs), commonly used in areas of industrial production and utility services throughout the world. Many of these devices are Internet enabled, allowing for easier monitoring and control of the devices.

SHARE THIS



■ The chart shows the number of disclosed vulnerabilities that were associated with ICS and supervisory control and data acquisition (SCADA) systems, including the number of vendors involved each year.



Securing Industrial Control Systems

By Preeti Agarwal

Targeted attacks have evolved from novice intrusion attempts to become an essential weapon in cyberespionage. Industrial control systems (ICS) are prime targets for these attackers, with motives for executing attacks at a national security level. These trends are leading countries to reinforce their investment and build strategies to improve ICS security.

The term “industrial control system” refers to devices that control, monitor, and manage critical infrastructure in industrial sectors, such as electric, water and wastewater, oil and natural gas, transportation, etc. Various types of ICSs include supervisory control and data acquisition (SCADA), programmable logic controllers (PLC), distributed control systems (DCS), to name a few.

Attacks targeting ICSs have become a common occurrence and can potentially have serious social and economic impacts. But these attacks often go undisclosed, limiting the PR fallout for the victim, and underreporting the extent of the problem.

There have been numerous attacks, with intentions ranging from cyberespionage to damaging the utilities in ICSs. In 2010 Stuxnet was discovered, a threat designed to attack specific SCADA systems and damaged the physical facilities of Iran’s nuclear system. Since then a myriad of weaponized malware has been seen in the threat landscape, and 2014 was no exception. The attackers behind Dragonfly, a cyberespionage campaign against a range of targets, mainly in the energy sector, managed to compromise a number of strategically important ICSs within these organizations and could have caused damage or disruption to the energy supply in the affected countries, had they used the sabotage capabilities open to them.

More recently, Sandworm launched a sophisticated and targeted malware campaign compromising the human-machine interface (HMI) of several well-known ICS vendors. Attackers used the internet connected HMIs to exploit vulnerabilities in the ICS software. Such intrusions could have been reconnaissance for another attack.

The most recent addition to emerge in 2014 was an incident where a blast furnace at a German steel mill suffered massive damage following a cyber-attack on the plant’s network.⁸²

Attacks against ICSs have matured and become more frequent, making the security of these systems essential and a pressing issue.

Many ICSs are installed and operate for many years. This often leads to security policies rooted in a security-through-obscurity approach, using physical isolation, proprietary protocols, and specialized hardware in the hopes that this will keep them secure. Many of these systems were developed before Internet-based technologies were used in businesses and were designed with a focus on reliability, maintainability and availability aspects, with little-or-no emphasis on security. However, compelling needs for remote accessibility and corporate connectivity have changed the attack surface dramatically, exposing new vulnerabilities in these systems to attacks.

The primary entry point for these attacks today is poorly protected Internet-accessible, critical infrastructure devices. In order to provide remote accessibility, elements of SCADA systems, used to monitor and control the plants and equipment, are connected to the Internet through corporate networks. These SCADA elements expose the control network and pose a risk of attacks like scanning, probing, brute force attempts, and unauthorized access of these devices.

One way to leverage these devices in an attack is through the HMI, often accessible from the corporate network. An attacker can compromise the corporate hosts by exploiting any existing day-zero vulnerability, discover any hosts that have access into the control network, and attempt to leverage this information as a way into the ICSs.

Another way to leverage ICSs is through an HMI connected directly to Internet. These Internet-facing devices can be easily discovered over the Internet using common search engines. Once a control device is identified it can be compromised by exploiting vulnerabilities or through an improper configuration. The level of knowledge required for launching these attacks is fairly low.

Apart from these entry points, ICSs and their software have several inherent vulnerabilities, opening doors for adversaries. Many of the proprietary web applications available have security vulnerabilities that allow buffer overflows,

SQL injection, or cross-site scripting attacks. Poor authentication and authorization techniques can lead the attacker to gain access to critical ICS functionalities. Weak authentication in ICS protocols allows for man-in-the-middle attacks like packet replay and spoofing. An attacker can end up sending rogue commands to PLCs or fake statuses to HMIs.

Ladder logic used to program the PLCs is a critical asset in ICS environments. Compromises to an engineering workstation used for developing and uploading this PLC ladder logic can lead to reverse engineering, which can be used to craft attacks.

Securing ICS environments requires a comprehensive security plan that would help an organization define its security goals in terms of standards, regulatory compliance, potential risk factors, business impacts, and required mitigation steps. Building a secure ICS environment requires integrating security into each phase of the industrial processes starting from planning to the day-to-day operations.

Network-level segregation between the control network and corporate network should be an absolute requirement as it greatly reduces the chances of attacks originating from within corporate networks. However practical considerations require ICS connectivity from the corporate network. In such cases the access points should be limited, protected by a firewall, and should make use of trusted communication channels like a VPN.

ICS environments are evolving, with vendors extending support for security software on the control devices for general purpose SCADA servers and engineering workstations. However systems like PLCs and DCSes still use vendor-specific customized operating systems. These control systems, once installed, have zero tolerance for downtime, limited resources and time-dependent code. This limits opportunities to deploy traditional enterprise-securi-

ty solutions designed for IT computer systems. Given these challenges there is no silver bullet solution for ICS security. Rather security has to be implemented end-to-end at each layer, including the network perimeter, access points to the corporate and external network, the network level, the host-based level, and the application level.

In addition, the control devices themselves should also be secure by design. Manufacturers are responsible to ensure that security is built into the control devices before shipping.

Looking ahead we will likely see a trend towards an increase in the use of mobile technology allowing remote HMI access and control options. While the solution is very compelling from administrative efficiency perspective, it will launch a new attack surface associated with the mobile usage model.

It's also possible that we will see the development of generalized techniques for attacking ICSs. As a result we may see a rise in freely available ICS exploit kits. This trend would no doubt increase ICS attack numbers.

As we saw with Stuxnet, which reincarnated itself with multiple variants, ICS-focused threats that followed had similarities in attack vectors and artifacts, making use of common ICS protocols and general-purpose Trojans. It is highly likely that there are threats out there on ICSs, installed stealthily, that have not yet been detected, sitting passively at the moment. Attackers may find a reason to make these passive attacks active at any point in time. It's entirely possible that we will see an onset of more critical infrastructure vulnerabilities being utilized, to dangerous ends. ■

Symantec saw more attacks against industrial control systems in 2014.

SHARE
THIS

For example, the Dragonfly cyberespionage campaign attacked a range of targets, including energy grid operators, electricity generators, petroleum pipeline operators, and industrial equipment manufacturers.⁸³ The majority of victims were located in the United States, Spain, France, Italy, Germany, Turkey, and Poland.

By attacking industrial control systems Dragonfly is following in the footsteps of Stuxnet, which targeted the Iranian nuclear program. However, Dragonfly appears to have less destructive goals. Initially it appeared to focus on espionage and persistent access rather than the ultimate goal of sabotage. However, it gives the well-resourced group that created it insight into important industrial systems and—hypothetically—the ability to deliver a more destructive attack if required.

Using custom-written malware and malware bought “off the shelf” from Russian-language forums, Dragonfly was spread using a combination of email-based spear-phishing and web-based watering hole attacks that targeted its principal victims through smaller, less well-protected companies in their supply chain.

It can be difficult for companies to protect legacy systems when they can’t afford any downtime for patching or when they use proprietary or poorly protected technology. For example, OLE for Process Control⁸⁴ (OPC) is a widely used protocol in industrial automation systems. It is a well-documented open standard, but there is little provision for encryption, authentication, or other security measures, making it vulnerable to rogue software. One of the goals of Dragonfly was to collect information about OPC systems in target companies.

By specifically exploiting the ICS vendors’ software update servers, the Dragonfly attacks introduced a new dimension to the watering hole attack method. Watering hole-based attacks exploit vulnerabilities in third-party websites that the real target of the attack will visit, through which the attacker may inject malware into the targeted organization. With Dragonfly, the attackers compromised the supply chain by exploiting the software update servers for the ICS software employed by its victims, marking a new milestone in new watering hole-style attacks.

Reconnaissance Attacks

Besides attacks using spear-phishing campaigns and watering holes—attacks that require the human element of social engineering to succeed—attackers continue to attack targeted organizations from other angles in order to gain a foothold in their network. They can do this by attacking the perimeter of the network, looking for holes in their defenses and exploiting them.

Now more than ever, reconnaissance plays a big part in an attacker gaining access to a targeted organization’s network. This is generally the first step in the hacking process: gaining information about the systems and looking for any weaknesses that can be exploited.

The popularity of reconnaissance is clear when looking at the top zero-day exploits in 2014. Far and away, the most commonly used zero-day vulnerability was CVE-2013-7331. This wasn’t a run-of-the-mill “exploit and gain access to a vulnerable system” exploit either. It only supports the attacker gathering intelligence on the targeted network. However, it is quite useful for planning further attacks. Armed with information such as the targeted internal network’s host names, IP addresses, and various internal path names, an attacker could easily figure out his or her plan of attack.

This zero-day exploit was also left unpatched for a significant period of time. Not only was the CVE for this vulnerability allocated in 2013, only to be disclosed in February 2014, but the patch to mitigate it wasn’t released until September 2014. This left a huge window of 204 days between public disclosure and the patch’s release for the attackers to exploit vulnerable systems.

Now more than ever, reconnaissance plays a big part in an attacker gaining access to a targeted organization’s network.

The best explanation for this extended period of exposure is the perceived severity of the threat. Since this particular exploit did not allow an attacker to directly take control of a vulnerable computer, perhaps it was not considered as important to address as other vulnerabilities. Attackers clearly noticed this and were able to take advantage of the vulnerability and the information it gained them about targeted networks, indirectly helping them in their malicious goals.

This is a portion of the threat landscape that may be deserving of more attention across the security industry. While a vulnerability that simply returns information about the network, computer, or device may not be considered as severe as one that allows privilege escalation, it can still be just as dangerous if it points attackers toward vulnerable systems they wouldn't have discovered without it.

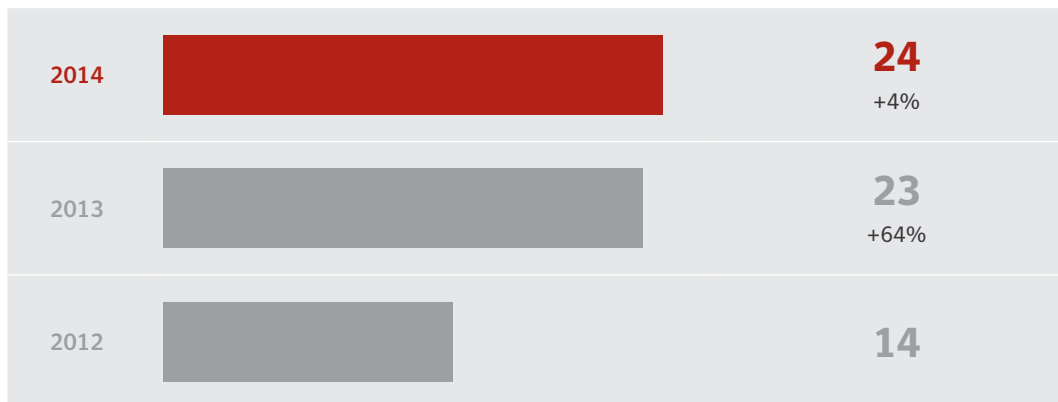
Watering Hole Attacks

The professional hackers-for-hire group known as Hidden Lynx, first uncovered in September 2013, continued their operations in 2014. This group took advantage of a significant zero-day vulnerability (CVE-2014-0332)⁸⁵ through a watering hole-style attack. The attack ultimately opened a back door on any computer that visited the compromised site while the watering hole was active, through which subsequent attacks and exfiltration could take place.

This vulnerability was also discovered in watering hole attacks against organizations involved with the French aerospace industry and a variety of Japanese websites. However, it is likely that these attacks are separate from the Hidden Lynx group and other actors were involved in their use.⁸⁶

Another significant watering hole attack took advantage of a zero-day vulnerability in Adobe Flash (CVE-2014-0515) and coupled it with a specific piece of software produced by a legitimate vendor. This particular attack appears to have been highly targeted, as the target organization would have needed both pieces of software installed in order for the attack to be successful.

Attackers were able to take advantage of the vulnerability and the information it gained them about targeted networks, indirectly helping them in their malicious goals.

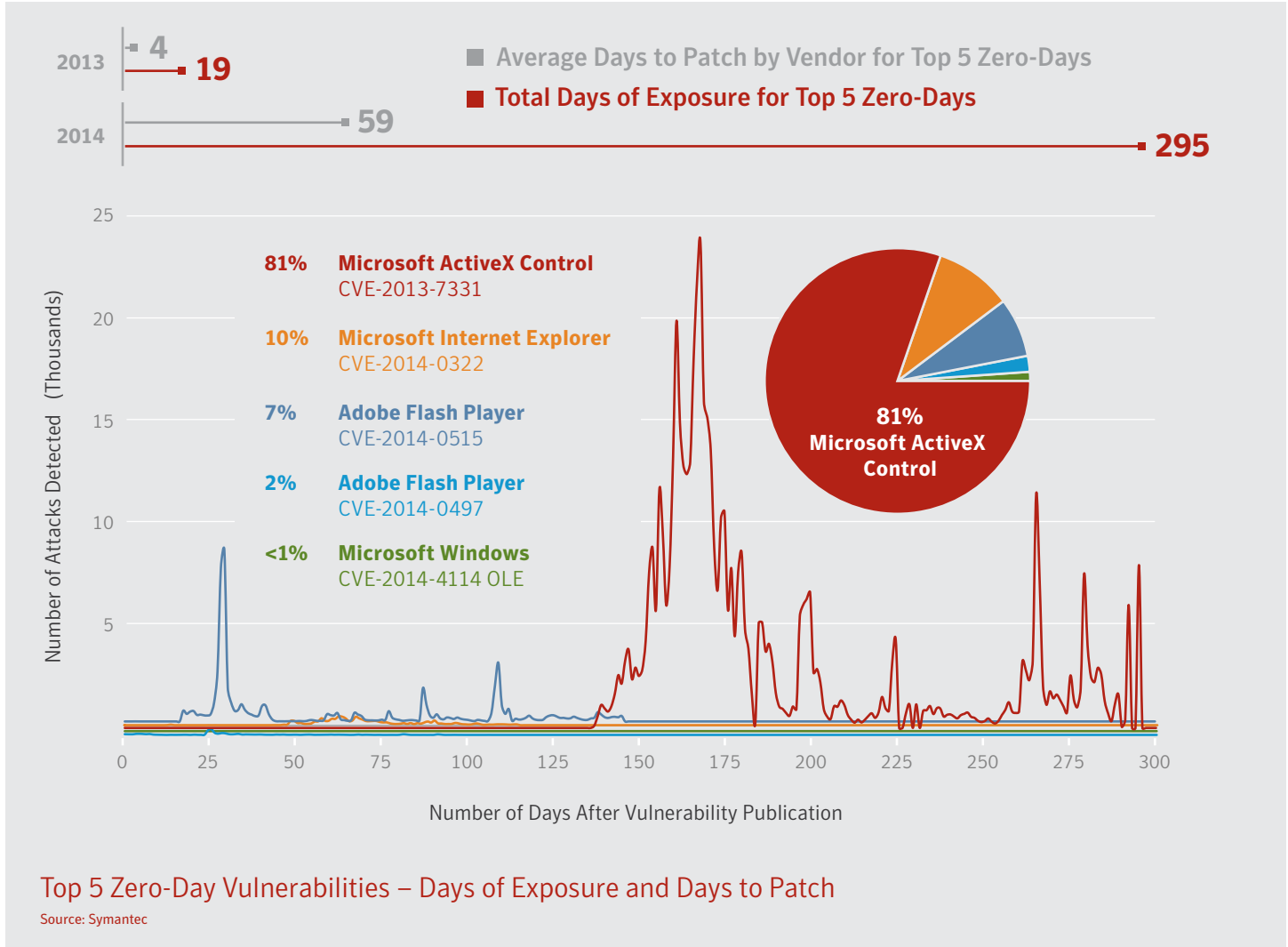


■ There was a four percent increase in the number of zero-day vulnerabilities discovered in 2014.

SHARE THIS

Zero-Day Vulnerabilities

Source: Symantec



■ The total number of days between the vendor’s publication date and the subsequent patch date for the top five most frequently exploited zero-day vulnerabilities grew from 19 days in 2013 to 295 days in 2014. Fifty-seven percent of the attacks exploiting these top five zero-day vulnerabilities were blocked by Symantec Endpoint technology in the first 90 days, often before a patch was made available.

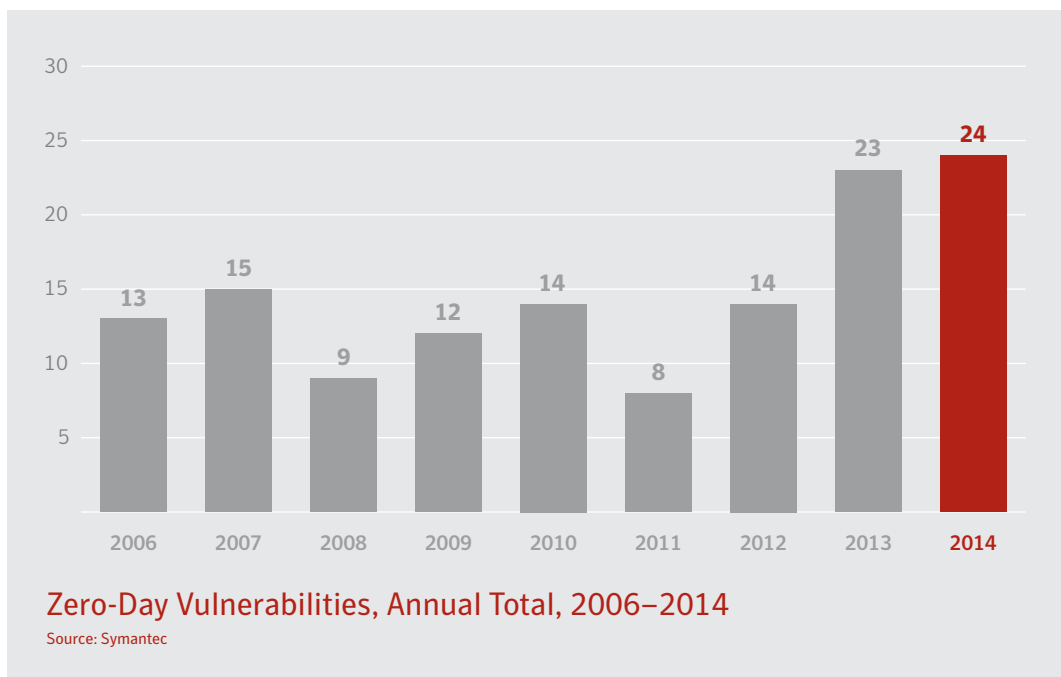
SHARE THIS

In a different case, a previously undiscovered vulnerability in Microsoft Windows allowed the Sandworm cyberespionage group to install malware on targeted organizations,⁸⁷ including NATO, as well as several Ukrainian and Western European government organizations, energy companies, and telecommunications companies.

The Elderwood platform was first identified in 2012 but continues to be maintained. At the start of 2014, for example, it exploited three new zero-day vulnerabilities to attack its victims.⁸⁸ Twenty-four zero-day vulnerabilities were discovered in 2014, just one more than the all-time high of 2013, indicating a new norm in zero-day vulnerabilities being discovered and exploited. There may be many more that remain undiscovered and attackers are keeping to themselves for now.

The value and importance of an exploit for a zero-day vulnerability for an attacker comes in two ways. First, any unpublished vulnerability has enormous value if it can be exploited by an attacker to gain remote access or perform reconnaissance. Second, an exploit can reap enormous reward by taking advantage of the delay between a vendor’s becoming aware of the vulnerability and the time taken to provide a patch. It can take several days, weeks, or even months for a patch to be available and even longer before it is widely deployed.

For the top five most frequently exploited zero-day vulnerabilities published in 2014, the total number of days between the vendor publication date and the patch date grew to 295 days, up from 19 in 2013. The average time taken between publication and patch also grew, to 59 days, up from 4 in 2013. The most frequently exploited zero-day in 2014, CVE-2013-7331, was first identified in 2013, hence its classification; however, its existence was not disclosed to the public until the following year. It was a further 204 days before the vendor was able to publish a patch. The number two and three most frequent zero-day exploits also had long time-to-patch windows of 22 and 53 days, respectively. Both of these windows are larger than the average seen in 2013.



■ Twenty-four zero-days were discovered in 2014, consistent with the all-time high of 2013.

SHARE THIS

Shifting Targets and Techniques

*By the Symantec Managed Adversary
& Threat Intelligence team*

As Symantec has worked to protect our customers over the years, we have noted that our cyber adversaries demonstrate considerable agility and adaptability. This is enabling a proliferation of targeted attacks by actors other than governments, who were previously believed to have had a monopoly on this capability and intent. This remains the case in 2014. Symantec follows and reports on adversaries—those actors conducting malicious attacks—as well as their tools, techniques, and activities through its DeepSight Adversary Intelligence service.⁸⁹ Two of the changes we observed in 2014 relate to shifting techniques and targets.

Cybercriminals are increasingly combining malicious activity with benign behavior to target networks globally. One technique that actors use when targeting environments is to limit the use of malware and detectable attack tools in order to avoid detection and subsequent security improvements made by defenders. While intrusions involving spear-phishing emails containing malware and second-stage-attack malware to maintain network access remain prevalent, the use of privileged user accounts with tools that generate legitimate network activity, such as network administration tools, has become common. Symantec has discovered and exposed such network intrusions and methods of maintaining persistence within enterprise customers in the retail sector this year, and expects increasing adoption of this technique across the adversary community.

To mitigate the risk of these types of attacks, defenders, in addition to relying on signature-based detection, should identify and minimize risks from legitimate but unne-

cessary services running on their networks that could be utilized by attackers for lateral movement, privilege escalation and exfiltration. They should also address risks from asymmetric attack vectors such as network connectivity with less well-defended parties, such as vendors.

While attacks against financial and other high-profile industries continue unabated, a number of cyber espionage campaigns discovered in 2014 targeted key sectors—such as energy and manufacturing—that use industrial control system (ICS) technologies to automate physical processes. Over the last year, Symantec detected multiple campaigns against ICS technologies such as actors using BlackEnergy malware to exploit specialized ICS software programs, and the Dragonfly group using Trojanized ICS software bundles that distribute Backdoor.Oldrea⁹⁰ (a.k.a. Havex, and used by the Dragonfly group) to perform reconnaissance on ICS network protocols and ports. Given the potential impact such attacks can have on targeted enterprises and nations, it is reasonable to expect certain categories of adversaries will continue to enhance their capabilities to exploit ICS weaknesses.

Defenders of ICS technologies should not rely on the limited connectivity and unique architectures of these environments for protection. Given the sensitivity of the assets, strong security controls should be implemented and the deterministic nature of the environment leveraged to identify abnormal behavior through security monitoring. ■

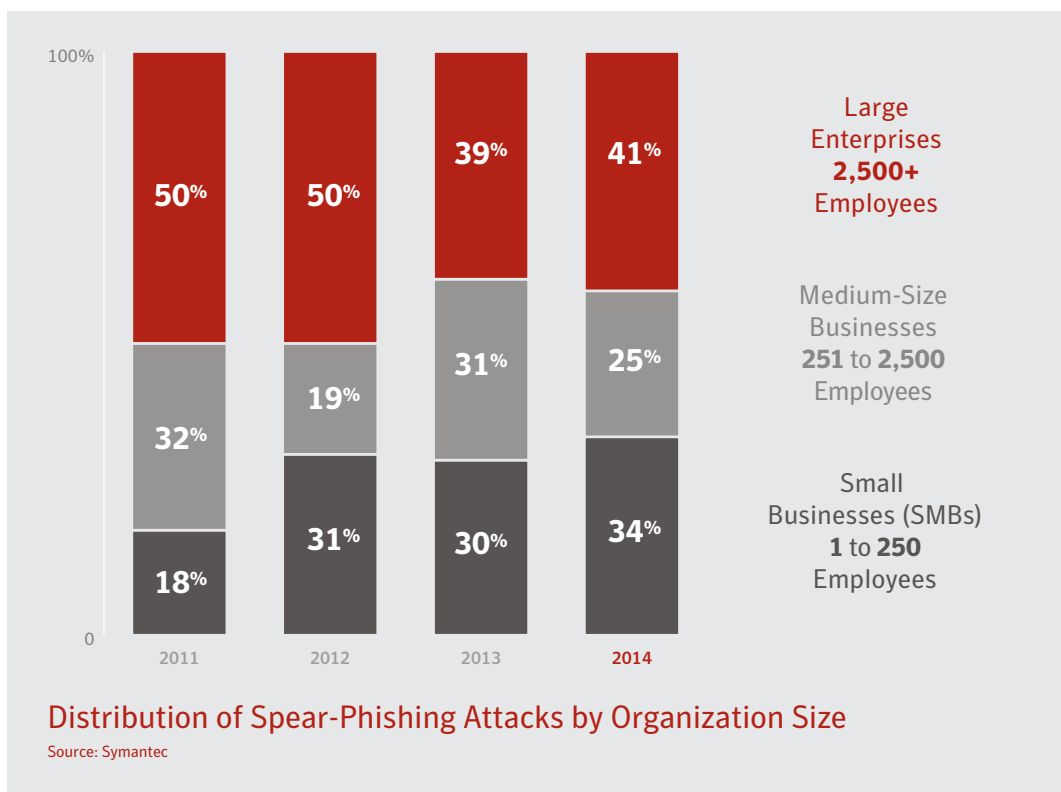
It is this weakness—the window of vulnerability—that the espionage attack groups depend on for their success. For example, a website already compromised to host a watering hole exploit may stop using a zero-day exploit once the software vendor publishes information about the vulnerability’s existence, even though a patch may not yet be available. The attackers may then switch over to using another as-of-yet undiscovered exploit, a further example of the enormous resources at their disposal.

Threat Intelligence

Threat intelligence is now a vital component for any organization to understand regarding the potential threats against their networks. Investing in great technology solves only part of the problem, and a combination of threat intelligence, risk management, and the best technical solutions will help not only reveal who is being targeted but also how and why. Understanding the threats is critical, as businesses should now expect to be attacked. The question is not “if” but “when.”

Advanced attackers use exploit toolkits against not only older vulnerabilities but also new zero-day ones, and being good at defense means being harder to breach. Threat intelligence can provide a prioritized list of suspicious incidents by correlating all available information from across the enterprise. A continual assessment of not only the people and their skills but also the processes will ensure the best response is followed and that processes are continually updated and skills are maintained. If businesses can become harder to breach, the attackers will have to work harder; don’t be the weakest link in the supply chain.


Techniques Used In Targeted Attacks



■ Forty-one percent of spear-phishing emails were directed at large enterprises in 2014. As in 2013, spear-phishing attacks on small- and medium-size businesses in 2014 show that being small and relatively anonymous is no protection. In fact, attacks in 2014 confirm that determined attackers often attack a target company’s supply chain as a way of outflanking its security.

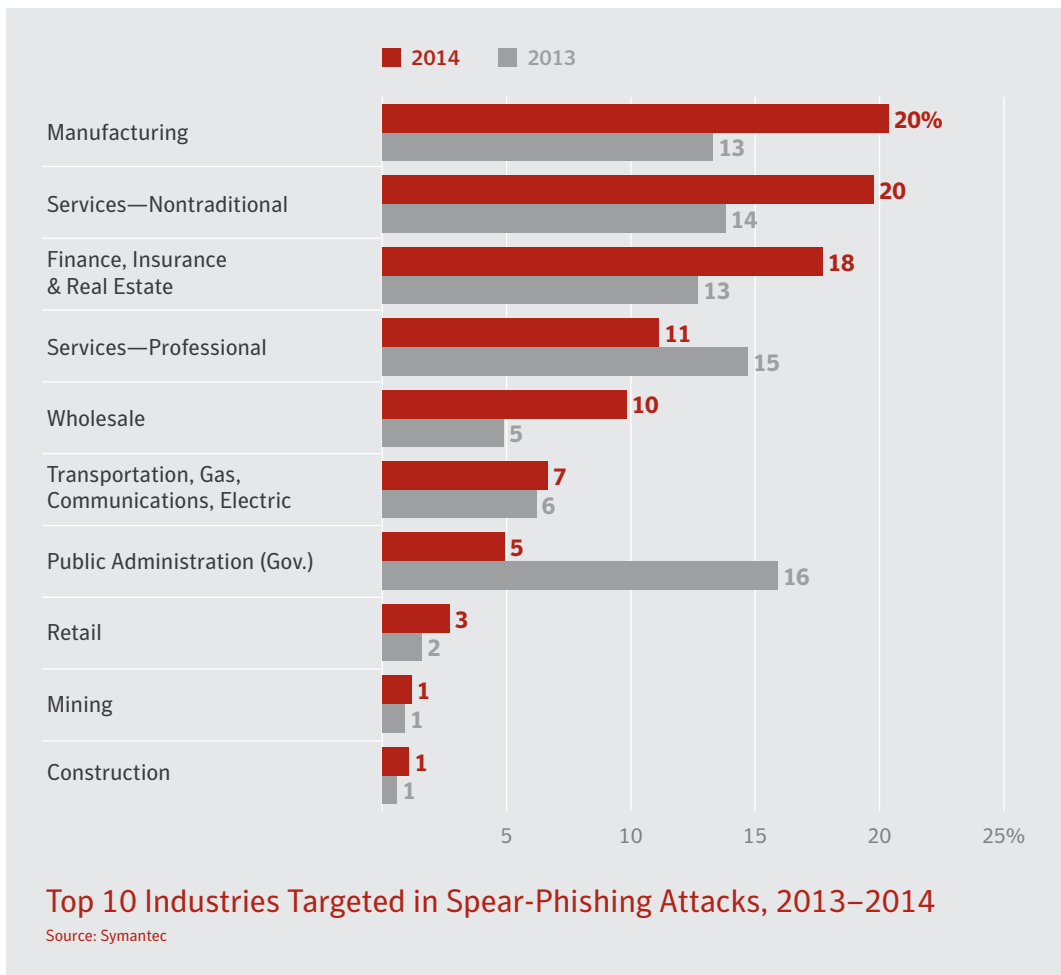
SHARE THIS

[BACK TO TABLE OF CONTENTS](#)



■ In 2014, 83 percent of large enterprises were targeted in spear-phishing campaigns, compared with 43 percent in 2013.

SHARE THIS



■ Overall in 2014, the manufacturing sector was targeted with the greatest volume of spear-phishing attacks, as 1 in 5 (20 percent) were directed at manufacturing organizations.

SHARE THIS

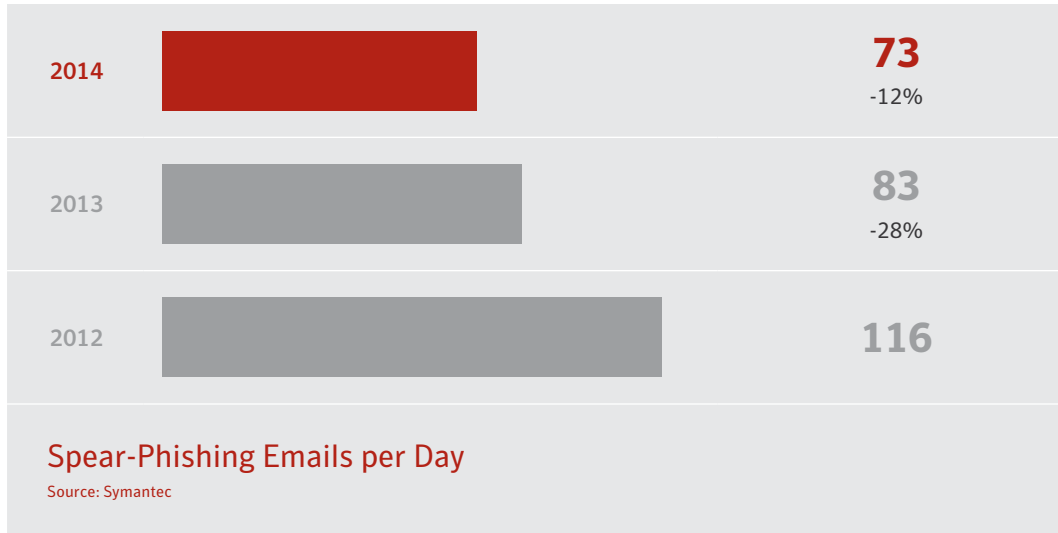
[BACK TO TABLE OF CONTENTS](#)



■ The mining industry was the most heavily targeted in 2014, with 43 percent (1 in 2.3) of mining organizations being targeted at least once during the year. The mining classification includes energy extraction organizations, as well as those mining metals and quarrying minerals.

SHARE THIS

[BACK TO TABLE OF CONTENTS](#)



■ The number of spear-phishing emails detected by Symantec fell slightly, but there are no signs that the intensity of targeted attacks is also falling. The number of overall email campaigns has increased, and spear-phishing emails have become subtler, using custom-written malware and carefully crafted, socially engineered messages in order to bypass security.

	2014	Change	2013	Change	2012
Campaigns	841	+8%	779	+91%	408
Recipients per Campaign	18	-22%	23	-80%	111
Average Number of Email Attacks per Campaign	25	-14%	29	-76%	122
Average Duration of a Campaign	9 Days	+13%	8 Days	+32%	3 Days

Spear-Phishing Email Campaigns, 2012–2014
 Source: Symantec

■ In 2014, there was an 8 percent increase in targeted attacks via spear-phishing campaigns, despite an overall decline by 12 percent in the number of spear-phishing emails sent daily. Spear-phishing attacks in 2014 were less spam-like, with fewer high-volume recipients. Attackers have taken more time to plan and coordinate attacks before launching them, paying particular attention to reconnaissance. Symantec has also observed several “distributed targeted attacks” being coordinated between groups of attackers seemingly working together. These attacks have been planned and distributed in such a way that even if they were of relatively high volume, they wouldn’t have qualified as spam.

SHARE THIS

[BACK TO TABLE OF CONTENTS](#)

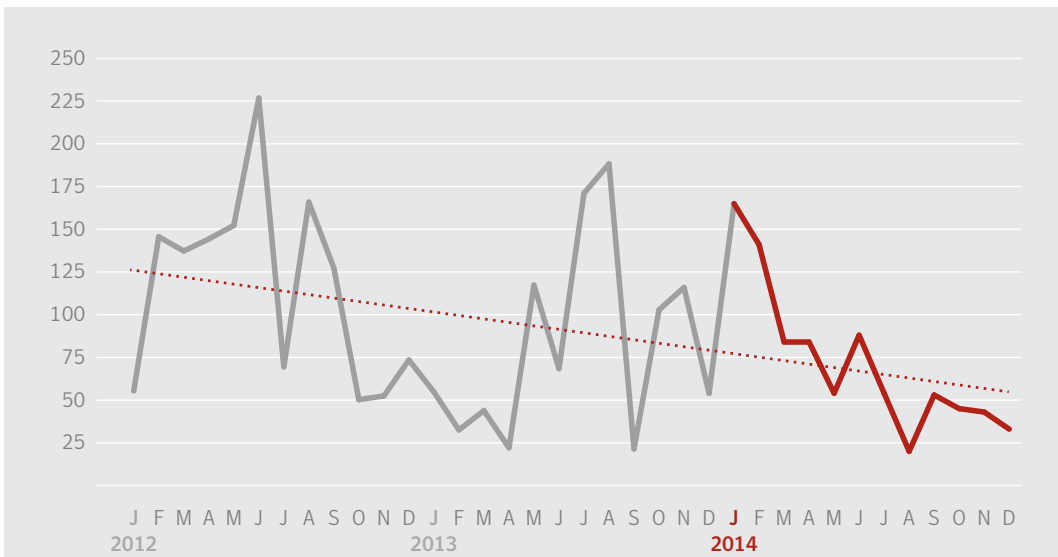
Job Level	Risk Ratio	2014	100%
Individual Contributor	1 in 3.7 27%	<div style="width: 27%;"></div>	
Manager	1 in 3.8 26%	<div style="width: 26%;"></div>	
Intern	1 in 3.9 26%	<div style="width: 26%;"></div>	
Director	1 in 5.4 19%	<div style="width: 19%;"></div>	
Support	1 in 7.6 13%	<div style="width: 13%;"></div>	
Other	1 in 9.3 11%	<div style="width: 11%;"></div>	

■ Individual contributors were the most frequently targeted level of seniority in 2014, with 1 in 3.7 of them being targeted at least once; this is equivalent to 27 percent of individuals at that level.

SHARE THIS

Risk Ratio of Spear-Phishing Attacks by Job Level

Source: Symantec



■ The average number of spear-phishing attacks per day continued to decline in 2014.

Average Number of Spear-Phishing Attacks per Day, 2012–2014

Source: Symantec

[BACK TO TABLE OF CONTENTS](#)

Rank	Attachment Type	2014 Overall Percentage	Attachment Type	2013 Overall Percentage
1	.doc	38.7%	.exe	31.3%
2	.exe	22.6%	.scr	18.4%
3	.scr	9.2%	.doc	7.9%
4	.au3	8.2%	.pdf	5.3%
5	.jpg	4.6%	.class	4.7%
6	.class	3.4%	.jpg	3.8%
7	.pdf	3.1%	.dmp	2.7%
8	.bin	1.9%	.dll	1.8%
9	.txt	1.4%	.au3	1.7%
10	.dmp	1.0%	.xls	1.2%

Analysis of Spear-Phishing Emails Used in Targeted Attacks, 2013–2014

Source: Symantec

- Microsoft Office document file attachments overtook executable files to become the most frequently used type of attachments used in spear-phishing attacks. They were used in 39 percent of attacks during 2014. Malicious document attachments could also be rendered safe before reaching the email gateway through the use of strong cloud-based filtering that can identify and eliminate spear-phishing attacks before they reach the corporate network.

SHARE THIS

- At least 32 percent of spear-phishing attacks could be prevented if companies blocked executable-type file attachments and screensavers at the email gateway.

SHARE THIS

[BACK TO TABLE OF CONTENTS](#)

DATA BREACHES & PRIVACY

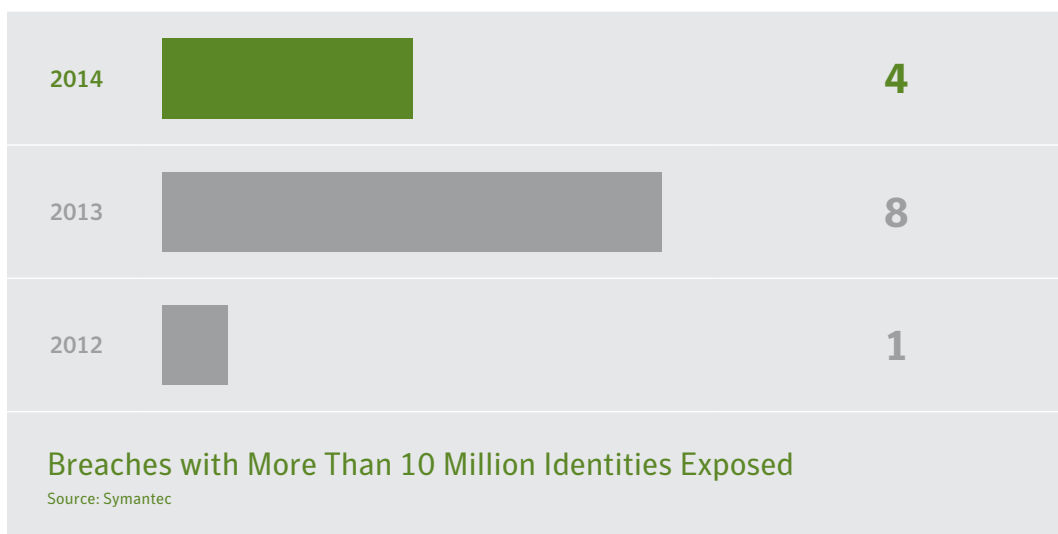
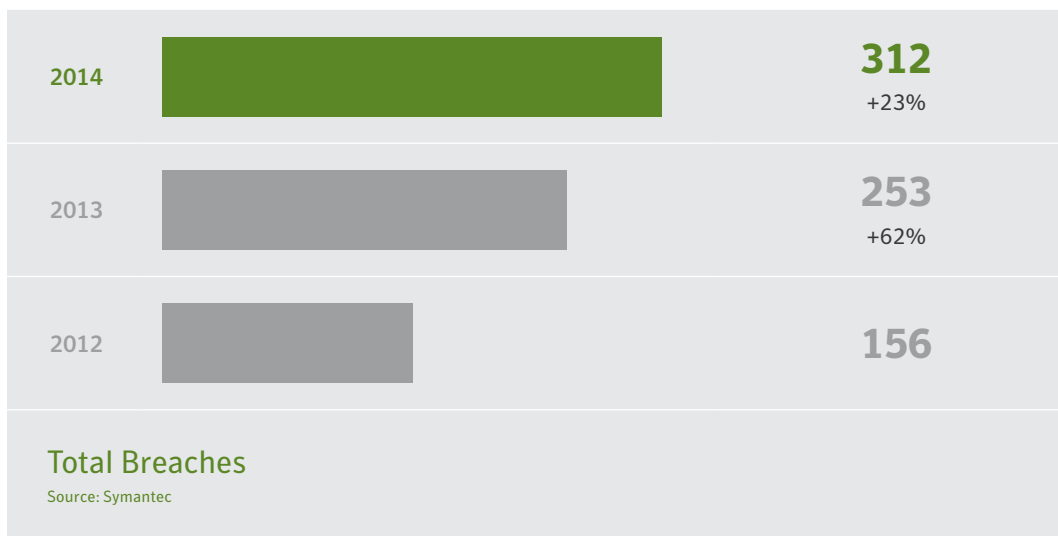


Data Breaches

In 2014, cybercriminals continued to steal private information on an epic scale, by direct attack on institutions such as banks and retailers' point-of-sale systems.

While there were fewer "mega breaches" in 2014, data breaches are still a significant issue. The number of breaches increased 23 percent and attackers were responsible for the majority of these breaches.

Fewer identities were reported exposed in 2014, in part due to fewer companies reporting this metric when disclosing that a breach took place. This could indicate that many breaches—perhaps the majority—go unreported or undetected.^{91,92}



At a Glance

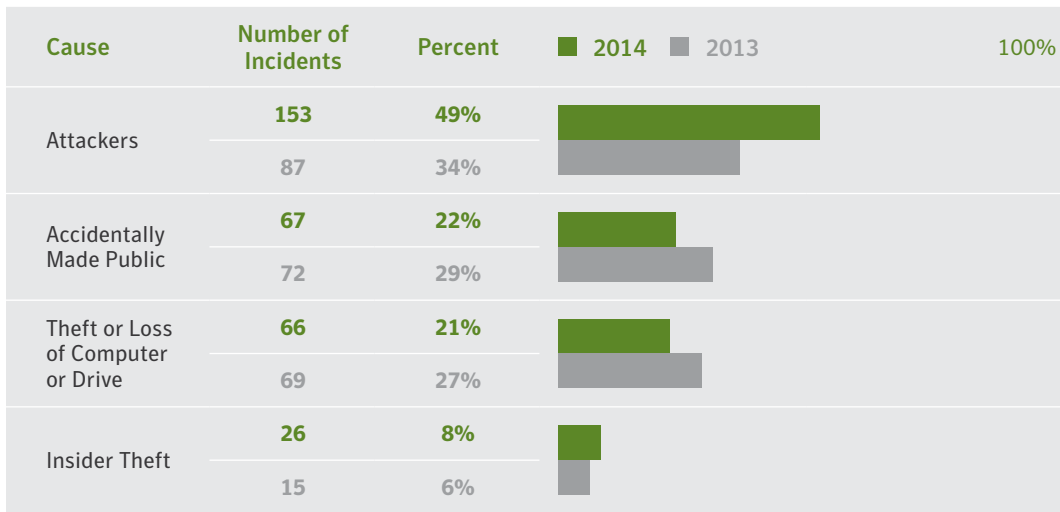
- There were fewer mega breaches (with more than 10 million identities disclosed) in 2014 than 2013.
- The overall number of data breaches increased.
- Attackers are responsible for the majority—49 percent—of breaches.
- Attacks on point-of-sale systems have grown in scale and sophistication.
- According to a survey carried out by Symantec, 57 percent of respondents are worried their data is not safe.

SHARE
THIS

- While 2014 had fewer mega breaches (greater than 10 million identities exposed per breach), the total number of breaches increased 23 percent, suggesting breach activity continues to rise.

The release of nearly 200 celebrity photographs on the website 4chan in August 2014 received wide media coverage and increased consumer anxiety about privacy. According to Apple, the images were obtained using highly tailored targeted attacks on individual accounts rather than general weaknesses in the company’s security.⁹³

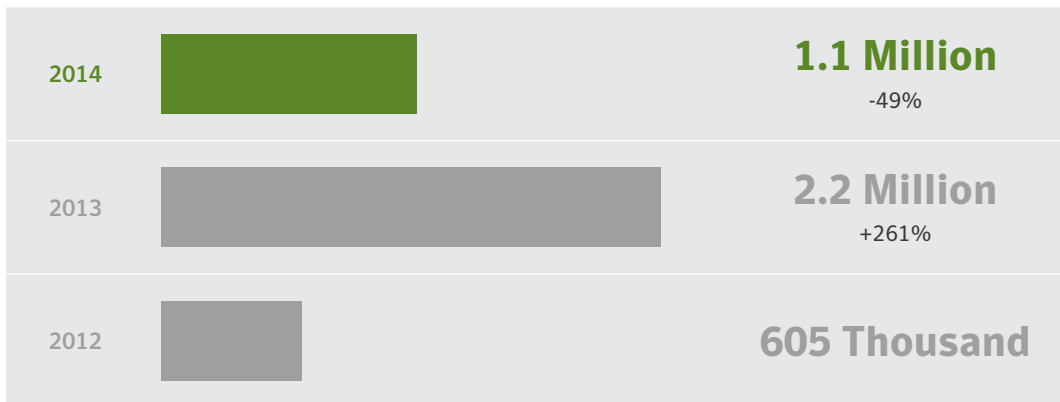
People’s personal and financial information continues to command high prices on the black market, and that means cybercriminals will continue to target major institutions for large scores and small companies for small, easy ones. Many breaches are preventable with the right security measures, including elements such as data loss prevention, encryption, and intrusion detection systems, as well as with effective security policies and training.



■ At 49 percent, the majority of breaches were caused by attackers, up from 34 percent in 2013. However, a further 22 percent of breaches were classified as “accidentally made public,” and 21 percent were due to theft or loss of a computer or drive. These latter types of data exposure are preventable if data is encrypted, effectively eliminating the impact of the data’s falling into the wrong hands. The good news is that this is down from 56 percent in 2013.

Top Causes of Data Breach, 2013–2014

Source: Symantec

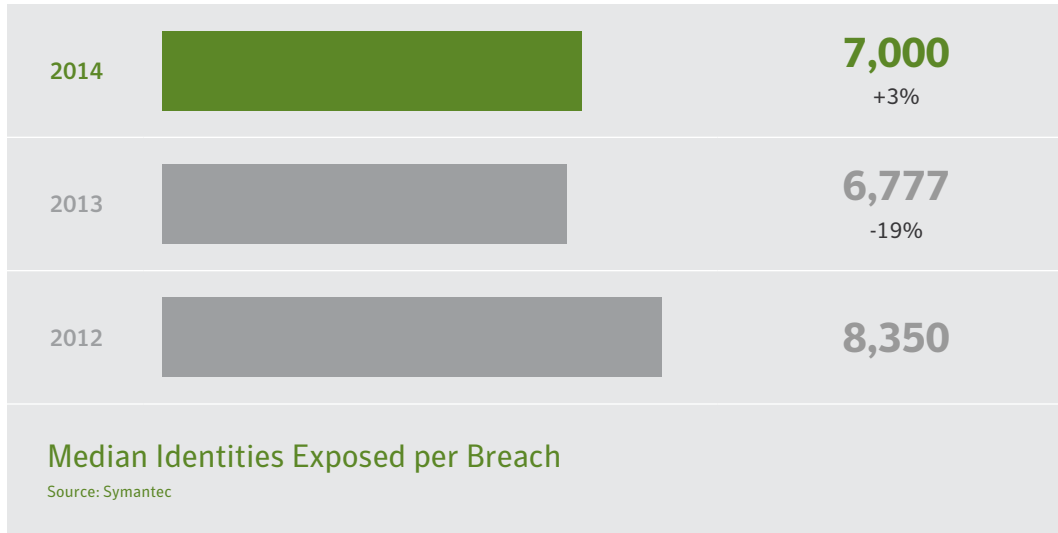


■ The average number of identities exposed per breach declined in 2014 due to fewer mega breaches compared to 2013.

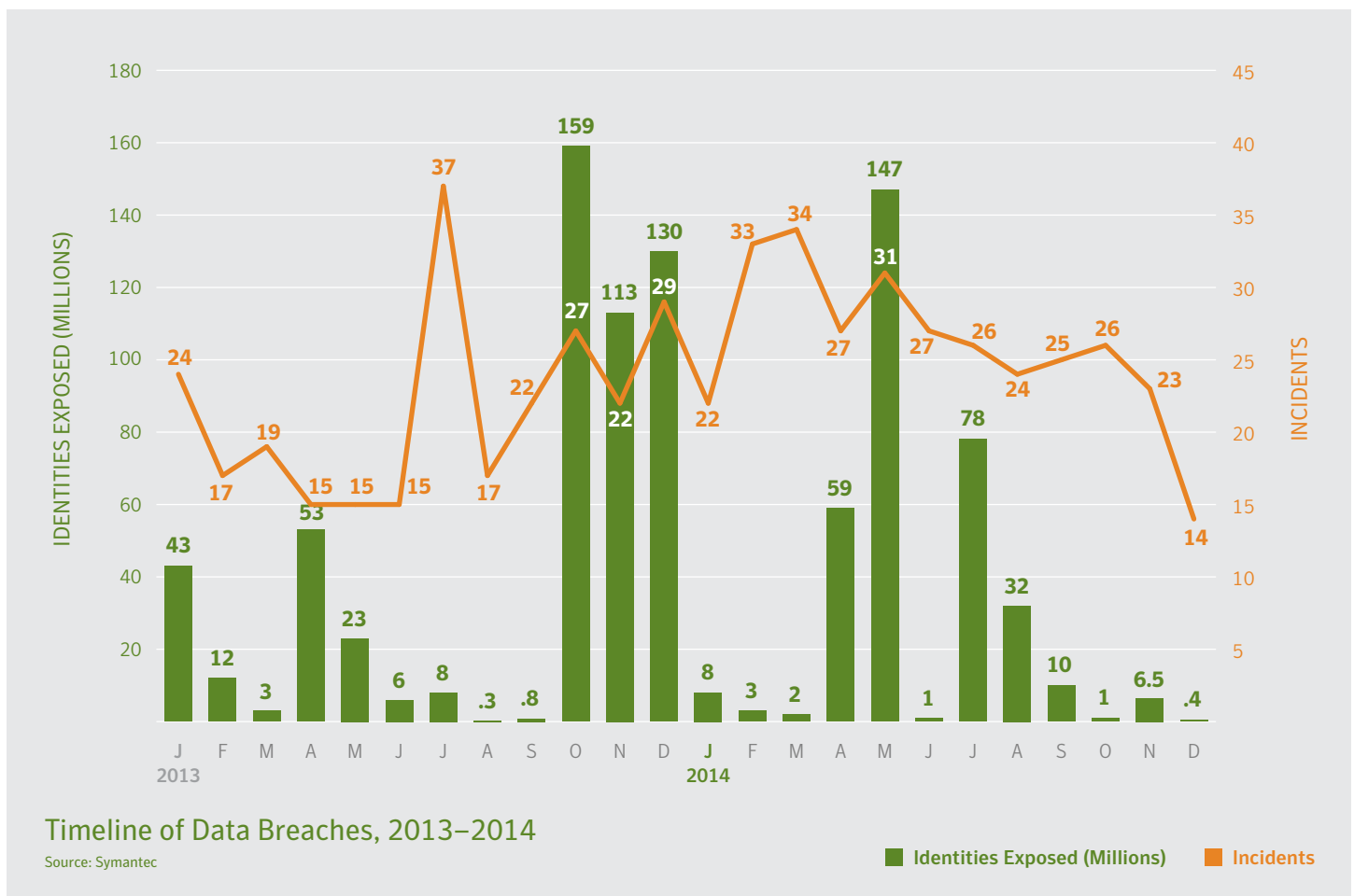
SHARE THIS

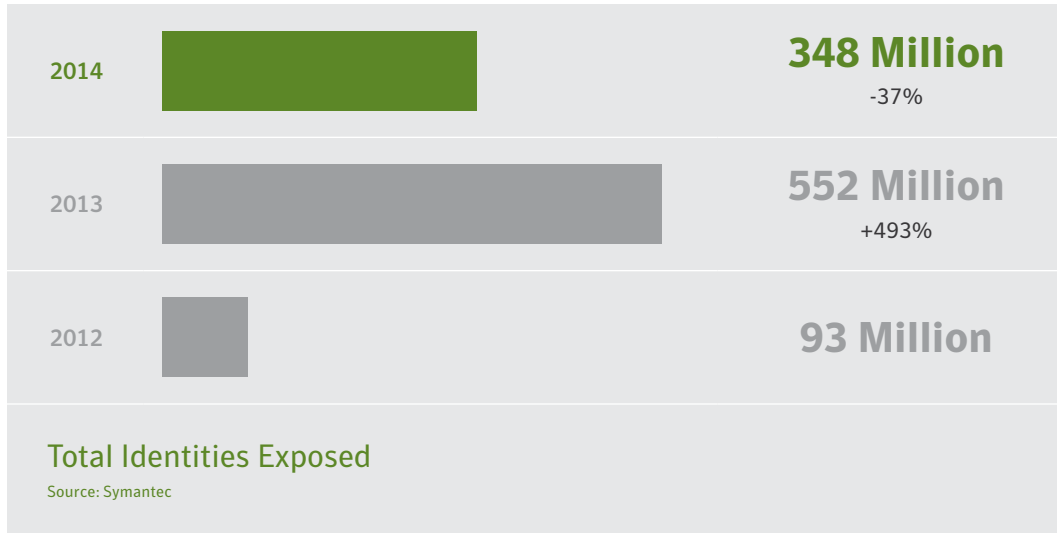
Average Identities Exposed per Breach

Source: Symantec



■ The median number of identities exposed has increased three percent in 2014.





- One significant downturn in 2014 is the number of identities exposed as the result of a data breach. In 2013 we reported that there were 552 million identities exposed. In 2014 this is down significantly, to 348 million identities.

SHARE
THIS











On the surface it appears that there were far fewer identities exposed in 2014. The fact that there were fewer breaches reported containing more than 10 million identities plays a part in this drop, if anything for sheer volume. It is also possible that large organizations sat up and took notice of the major breaches that occurred toward the end of 2013, implementing security policies that reduced the risk of a data breach, such as rolling out a data loss prevention (DLP) solution that prevents most data from being exfiltrated, even if attackers succeed in penetrating the network.

While these items no doubt played a part, our numbers point to another possibility: the number of organizations that are withholding information on the number of identities exposed is increasing. In 2013, 34 out of 253 breaches, or 13 percent, did not report the number of identities exposed. In comparison, 61 out of 312, or 20 percent, of breaches disclosed in 2014 didn't include this information. This equates to 1 in 5 breaches not reporting on the breadth of data exposed.

It's difficult to definitively explain why this information is not being shared publicly. In some cases it's possible the organizations find it too challenging to determine the number of identities exposed. In others, this information likely remains undisclosed to help save face in what clearly has a negative impact on an organization's public reputation.

What is most concerning, however, is this trend could point to a situation where a large number of breaches are not being disclosed to the public at all. While there are many industries, such as healthcare and some government organizations where a breach must legally be reported, most industries do not have such laws. As a result, some organizations may decide to withhold information about a breach to protect their reputations, and they do not face penalties as a result. This may change in the coming years, as many governing agencies around the world are already looking at bringing in regulation surrounding the proper disclosure of data breaches.

[BACK TO TABLE OF CONTENTS](#)











Rank	Sector	Number of Incidents	Percentage of Incidents	100%
1	Healthcare	116	 37%	
2	Retail	34	 11%	
3	Education	31	 10%	
4	Gov. & Public Sector	26	 8%	
5	Financial	19	 6%	
6	Computer Software	13	 4%	
7	Hospitality	12	 4%	
8	Insurance	11	 4%	
9	Transportation	9	 3%	
10	Arts and Media	6	 2%	

- For the fourth year in a row, the healthcare sector reported the largest number of data breaches.

SHARE
THIS

Top 10 Sectors Breached by Number of Incidents

Source: Symantec

Rank	Sector	Number of Identities Exposed	Percentage of Identities Exposed	100%
1	Retail	205,446,276	 59%	
2	Financial	79,465,597	 23%	
3	Computer Software	35,068,405	 10%	
4	Healthcare	7,230,517	 2%	
5	Gov. & Public Sector	7,127,263	 2%	
6	Social Networking	4,600,000	 1%	
7	Telecom	2,124,021	 .6%	
8	Hospitality	1,818,600	 .5%	
9	Education	1,359,190	 .4%	
10	Arts and Media	1,082,690	 .3%	

- The retail sector was responsible for 59 percent of all identities exposed in 2014, followed by the financial sector, with 23 percent.

SHARE
THIS

Top 10 Sectors Breached by Number of Identities Exposed

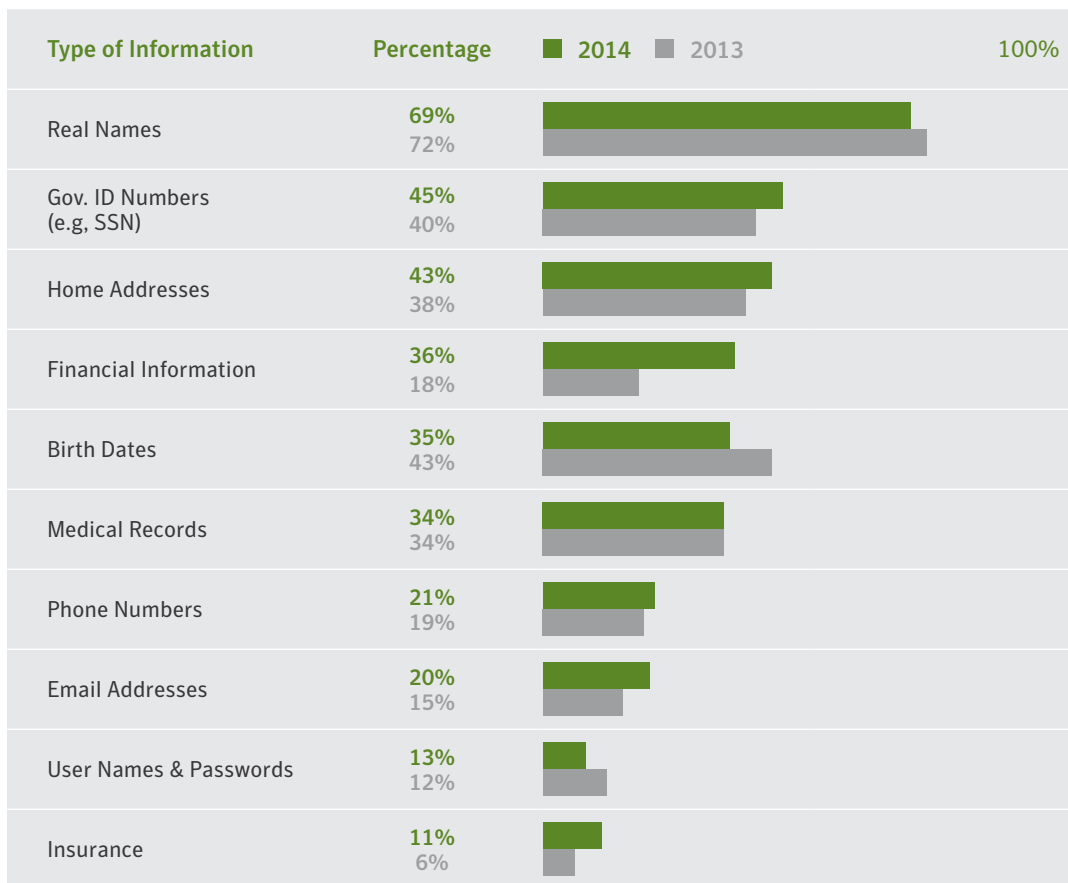
Source: Symantec

Retailers Under Attack

Attackers clearly have retailers in their cross hairs, if the increase in data breaches containing financial information is any indication. The retail industry again has the dubious distinction of being the industry liable for the largest number of identities exposed, accounting for almost 60 percent of all identities reported exposed, up from 30 percent in 2013. Financial information has moved to the fourth most common type of information exposed in a breach. In 2013, 17.8 percent of breaches contained financial information, but in 2014 this number jumped to 35.5 percent.

This financial information can range from bank account details to tax-related documents, but, in most cases, this information is credit or debit card details. Online retailers play a significant part, but so do attacks on point-of-sale systems: the credit card swipe machines that have become so ubiquitous in our retail lives.

Although the first attacks on retail point-of-sale systems date back to 2005, Symantec saw an upsurge in attacks in 2014. It is now one of the biggest sources of stolen payment card data⁹⁴ and is at the root of 2013's and 2014's biggest data breaches.



Real names, government ID numbers, and home addresses were the top three types of information breached in 2014. The exposure of financial information grew from 17.8 percent to 35.5 percent in 2014, the largest increase within the top 10 list of information types exposed.

SHARE
THIS

Top 10 Types of Information Exposed

Source: Symantec

Point-of-sale systems are vulnerable because of widespread lack of security, including poor or nonexistent encryption of data, software vulnerabilities, reliance on out-of-date software such as Microsoft Windows XP (which Microsoft stopped supporting in 2014), and the slow adoption of chip-and-PIN technology outside Europe. With new ways to pay, such as Apple Pay, and chip-and-PIN cards finally being adopted in the United States, point-of-sale data should become more secure over the next few years.

Nonetheless, point-of-sale systems are likely to remain a top target for attacks in the near term. Credit card companies are quick to spot anomalous spending patterns, as are observant card owners. This means that criminals need a steady supply of “fresh” card numbers, and the online economy provides a ready market of buyers and sellers.⁹⁵

Privacy and the Importance of Data Security

The prevalence of data breaches over the past number of years has certainly had an impact on consumers’ views concerning their private information. Symantec carried out a survey on the topic of privacy within the European Union, publishing some interesting findings in the “State of Privacy Report 2015.”⁹⁶

For instance, 59 percent of respondents have experienced a data protection issue in the past. These issues include not only being notified of a data breach by a company that they use but also having an email or social media account hacked, having bank details stolen, being a victim of online identify theft, getting a computer virus, or responding to an online scam or fake email.

Overall, 57 percent of respondents are worried their data is not safe. This is no small matter, as data security is very important to consumers, considering that 88 percent say this is an important factor when choosing a company to do business with—more important than the quality of the product (86 percent) or the customer service experience (82 percent).

On top of that, only 14 percent of respondents were happy to share their data with third parties, with 47 percent being unhappy to share any data and 35 percent requiring some form of check on exactly what data would be shared.

Those surveyed also indicated that they are actively adopting a self-moderation approach to their personal data and taking the matter into their own hands. According to Symantec’s research, over half of those surveyed (57 percent) are now avoiding posting personal details online. Another popular approach to self-moderation could also have chilling repercussions for business, as 1 in 3 consumers admitted they provide false information in order to protect their privacy.

On another note, attackers have become more patient, breaching organizations’ defenses and lying in wait, building up knowledge of behavior patterns from activity on the network and learning who does what and how. In this way, attackers are better able to target consumers while impersonating and exploiting them. Attackers often use legitimate, stolen credentials and use patience in conducting such attacks, as opposed to springing attacks immediately following a breach. By carefully monitoring these cycles of behavior for a long time, cybercriminals make sure their attacks appear like normal patterns of behavior.

The traditional perimeter for an organization is no longer as clear as it once was—the boundaries are blurred—and mobile devices make this even more difficult to manage. Data is increasingly stored not only on mobile devices but also in the cloud. Mobile devices have become the key to accessing this data since passwords are more likely to be cached on mobile devices, which are less likely to be encrypted than a stolen laptop. ■

1 in 3 consumers
admitted they
provide false
information in order
to protect their
privacy.

SHARE
THIS

Data Breaches in the Healthcare Industry

By Axel Wirth and David Finn



Driven by market forces and the desire to improve health delivery, reduce costs, and comply with government mandates, healthcare providers are adopting electronic records and digital clinical systems in record numbers. In addition, an aging population requiring management of chronic diseases, new diagnostic methodologies delivering higher-quality results, and an increasing number of covered patients are leading to rapidly growing data volumes. This all results in a more complex IT infrastructure, increasing needs for integration and exchange of information, new care delivery and reimbursement models, and the accumulation of data. These combined trends are making the healthcare industry more attractive to attackers and have put providers at an increasing risk of data breaches, both intentional and accidental.

Symantec saw a 25 percent increase in the number of healthcare data breaches in 2014, two percentage points higher than the rate across all industries. Unlike data breaches as a whole, human error and device theft—related or unrelated to the data present—still make up the majority of these incidents. Lost or stolen devices are accountable for the largest portion of breaches in the healthcare industry. According to the Norton Cybercrime Index, 44 percent of healthcare breaches were the result of lost or stolen devices, a 10 percent increase over the previous year. The number of identities being accidentally exposed publicly as the result of error was also up approximately 11 percent in 2014.

SHARE
THIS

However, targeting patient medical information for purposes of medical identity theft, financial fraud, or health insurance fraud has become an increasing problem. Specifically interested in personally identifiable information (PII) or protected health information (PHI), thieves appear to have more incentive to either hack into healthcare organizations or attempt to hire insiders to obtain electronic copies or printouts of patient records. In fact, the number of data breaches in the healthcare industry that were the result of insider theft nearly doubled in 2014. Data breaches that were the result of attacks were up 82 percent in 2014.

More advanced attacks may target larger volumes of electronic records for identity theft, such as in the retail

sector. There are also other criminal activities, including extortion, blackmail, or celebrity snooping. However, an unprecedented number of cases have been reported around the globe and across all types of healthcare organizations, from large academic medical centers to small community hospitals, when compared with any other industry. Neither location nor size provides any protection, as in the case of a 22-bed rural community hospital in Southern Illinois, which received stolen patient data in an email with the request to pay a ransom or the information would be made public.⁹⁷

A number of hospitals have mature cybersecurity programs in place, but many are still struggling with basic goals like implementing encryption to protect data on lost or stolen mobile devices, laptops, or data carriers. Too many healthcare organizations are still underinvesting in cybersecurity, making them an easy target for cybercriminals' increasingly sophisticated and targeted attacks.

Unfortunately, for the most part, the healthcare industry is not prepared to face today's cybersecurity risks, no matter if they are hospitals, pharmaceutical or biotech companies, medical device manufacturers, health insurers, national health agencies, or employers.

Many organizations, such as the SANS Institute, U.S. Department of Homeland Security, FBI, and FDA, have all issued dire warnings about the cybersecurity risks to the healthcare industry. And this is not just a U.S.-centric issue, as breaches have been reported in many other countries. There is a thriving underground market for medical information, and criminals are monetizing it in many ways and for many reasons.

First, medical data sets tend to be more complete when compared to what can be obtained elsewhere. They include demographics, government ID numbers, bank and credit card accounts, insurance plan credentials, disease statuses, and physical descriptors. This data can be used for identify theft, financial fraud, prescription fraud, obtaining medical services, or reselling the data on the black market. Physical characteristics of patients could be misused to obtain passports, visas, or other identity cards.⁹⁸ In short, it is enticing for malicious agents due to the breadth and depth of the data.

Medical identity theft has been shown to be much more costly to the victims in ways other than just financial. Incorrect data in your medical records could lead to incorrect or delayed diagnoses or treatments, could affect job prospects, and could be difficult to correct. Unlike financial fraud, where consumers have limited liability, there is little protection against healthcare fraud and the long-term consequences.⁹⁹


Where credit card numbers may fetch \$0.50 to \$1 in the underground economy, basic identity and insurance information can be valued up to \$10¹⁰⁰ or even as high as \$50¹⁰¹ based on its completeness, which may even include ready-made insurance membership cards, driver's licenses, and credit cards.

SHARE
THIS

Breach numbers in healthcare are high and they are trending up. Traditionally, device loss or theft has been the predominant challenge for healthcare organizations, but we are now seeing an increase in targeted attacks on healthcare organizations, resulting in breaches with a significant impact on healthcare providers and patients. Overall, unintentional causes, such as losing devices or accidentally exposing data, are still the most common, but breaches caused by malicious actors, such as attackers or insider thieves, are increasing far more rapidly. This trend highlights the need for healthcare organizations to ensure there are processes in place to handle theft or loss, as well as policies to protect against outside agencies attempting to gain access to lucrative data. ■

[BACK TO TABLE OF CONTENTS](#)

E-CRIME & MALWARE



E-Crime and Malware

Every day, personal banking details are phished by fake emails and websites. Computers infected with malware are used to send out spam or contribute to distributed denial-of-service (DDoS) attacks. Perhaps the most unlucky see all their files encrypted and their computer made unusable by ransomware.

Email continues to be an effective delivery vehicle for spam, phishing, and malware, and overall, the proportion of emails that include malware is rising. Cybercriminals rely on an underground online economy to buy and sell services and malware and to fence stolen credit cards and botnets.

Working with security firms, including Symantec, law enforcement has continued to disrupt botnets and make arrests. This has produced noticeable, if temporary, improvements on the overall levels of cybercrime.

The Underground Economy

The underground black market is thriving. In the darker corners of the Internet, there's a huge trade in stolen data, malware, and attack services.¹⁰² Criminals are moving their illegal marketplaces further from public gaze, including using the anonymous Tor network and limiting access to an invitation-only basis.¹⁰³ Price changes give some indication of supply and demand. Overall, email prices have dropped considerably, credit card information has declined a little, and online bank account details have remained stable.

At a Glance

- Prices are holding steady in the underground economy, suggesting continuing high levels of demand for stolen identities, malware, and e-crime services.
- The number of vulnerabilities is down relative to 2013, but the general trend is still upward.
- The number of new malware variants grew by 317,256,956 in 2014—a 26 percent increase compared with 2013.
- Ransomware is getting nastier and increasing in volume. The amount of crypto-ransomware has also grown over 45 times larger than in 2013.
- The number of bots declined by 18 percent in 2014.

Price List :	TRACK 1 & 2	
Usa ccv : 3\$	US types : - USA Classic/Standart \$ 30 - USA Gold/Premier/Platinum \$ 35 - USA Business/ /Corporate/ /Purchasing \$ 40 - USA \$ 30 - USA \$ 30 - USA \$ 20	
Usa ccv : 3\$		
Usa ccv : 6\$		
Usa ccv : 6\$		
Usa ccv With D.o.B : 12\$		
Usa ccv Fullz : 25\$		
Usa ccv With Full Infos : 30\$		
Uk ccv : 5\$		UK types: - UK Classic/Standart \$ 35 - UK Gold/Premier/Platinum \$ 40 - UK Business/ /Corporate/ /Purchasing \$ 45 - UK All Types \$ 30
Uk ccv : 5\$		
Uk ccv : 8\$		
Uk ccv With D.o.B : 15\$		
Uk ccv Fullz : 25\$	CA types: - Canada Classic/Standart \$ 40 - Canada Gold/Premier/Platinum \$ 45 - Canada Business/ /Corporate/ /Purchasing \$ 50 - Canada All Types \$ 30	
Uk ccv With Full Info : 35\$		
Germany ccv : 10\$		
Germany ccv : 10\$	EU types: - Euro Classic/Standart (201) \$ 100 - Euro Gold/Premier/Platinum (201) \$ 140 - Euro Business/ /Corporate/ /Purchasing (201) \$ 160 - Euro Classic/Standart (101) \$ 120 - Euro Gold/Premier/Platinum (101) \$ 160 - Euro Business/ /Corporate/ /Purchasing (101) \$ 180 - Euro /Gold/Platinum \$ 30 - Euro /Small Corporate/Corporate/ \$ 35 - Euro Country Choice \$ 40	
Germany ccv With D.o.B : 15\$		
Germany ccv Fullz 30\$		
Germany ccv With Full Info : 40\$		
Italy ccv : 10\$		
Italy ccv : 10\$		
Italy Ccv With D.o.B : 15\$		
Italy ccv Fullz : 25\$		
Italy ccv With Full Info : 30\$		

Cybercriminals rely on an underground online economy to buy and sell services and malware.

SHARE THIS

■ *Underground economy prices for credit cards in various countries.*

Cybercriminals can also buy malware, attack kits, and vulnerability information off the shelf. They can even buy “[crimeware as a service](#),” which comes with the entire infrastructure to run online scams.

SHARE THIS

These markets allow a division of labor. Some people specialize in writing Trojans and viruses, and others in malware distribution, botnets, or monetizing stolen credit card details. Some of these markets have existed for at least 10 years, but Symantec sees increasing professionalization of all the elements. Any product or service directly linked to monetary profit for the buyer retains a solid market price.¹⁰⁴

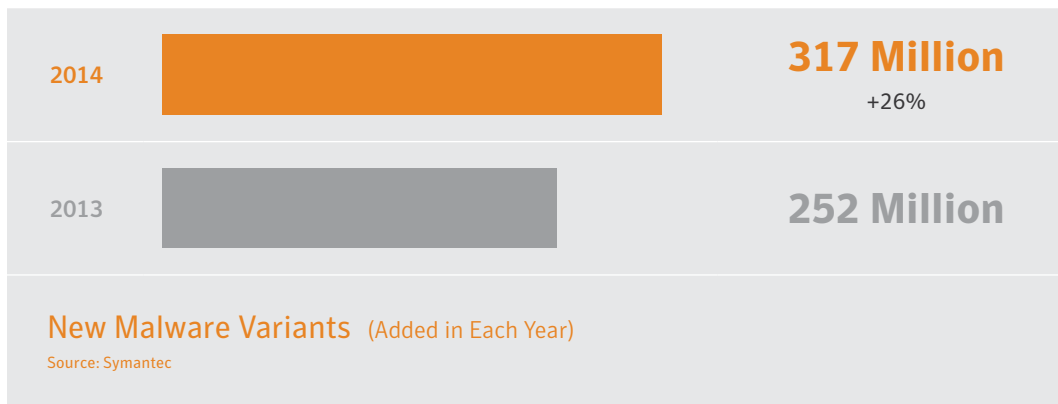
A drive-by download web toolkit, which includes updates and 24/7 support, can be rented for between \$100 and \$700 per week. The online banking malware [SpyEye](#) (detected as [Trojan.Spyeye](#)) is offered from \$150 to \$1,250 on a six-month lease, and DDoS attacks can be ordered from \$10 to \$1,000 per day.¹⁰⁵

Item	2014 Cost	Uses
1,000 Stolen Email Addresses	\$0.50 to \$10	Spam, Phishing
Credit Card Details	\$0.50 to \$20	Fraudulent Purchases
Scans of Real Passports	\$1 to \$2	Identity Theft
Stolen Gaming Accounts	\$10 to \$15	Attaining Valuable Virtual Items
Custom Malware	\$12 to \$3500	Payment Diversions, Bitcoin Stealing
1,000 Social Network Followers	\$2 to \$12	Generating Viewer Interest
Stolen Cloud Accounts	\$7 to \$8	Hosting a Command-and-Control (C&C) Server
1 Million Verified Email Spam Mail-outs	\$70 to \$150	Spam, Phishing
Registered and Activated Russian Mobile Phone SIM Card	\$100	Fraud
Value of Information Sold on Black Market		
Source: Symantec		

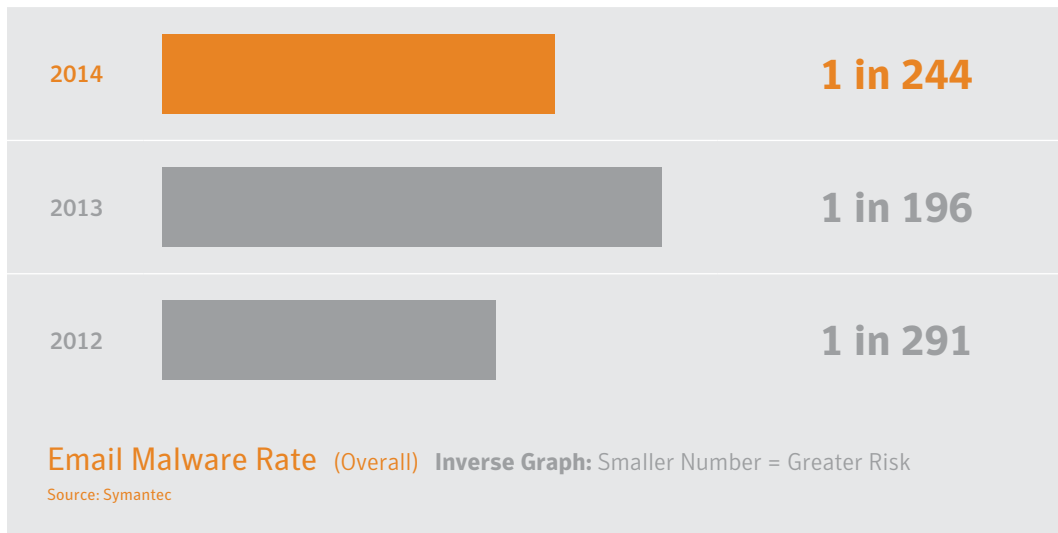
Malware

At the end of 2013, Russian authorities arrested “Paunch,” the alleged author of the Blackhole exploit kit, which was responsible for a large number of infections worldwide.^{106,107} It was a small victory in a long war against malware in all its forms.

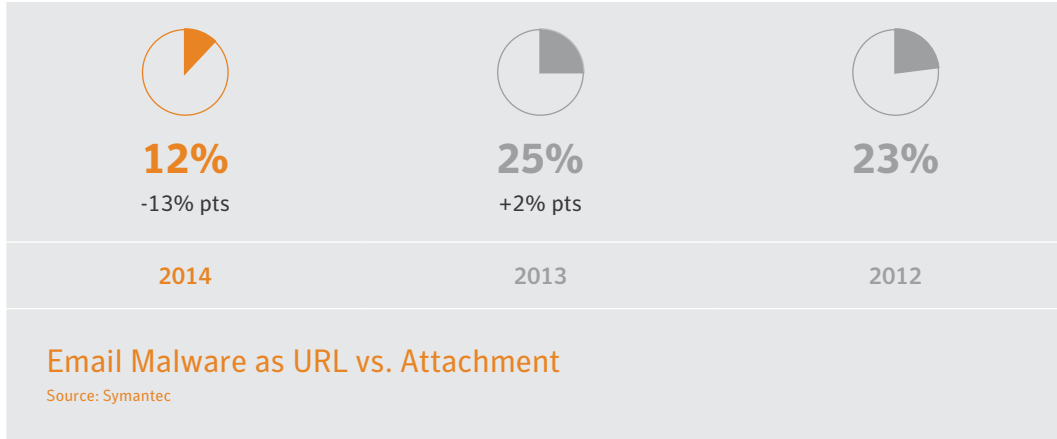
Inevitably, other attack kits have come up to fill the void. Malware designed to steal bank details continues to be prevalent. Malware targeting new “markets” appeared in 2014, with the Snifula banking Trojan attacking Japanese financial institutions¹⁰⁸ and an indigenous group of attacks emerging in the Middle East using malware called njRAT.¹⁰⁹



- With more than 317 million new pieces of malware created in 2014, or close to 1 million new pieces of unique malware each day, the overall total number of malware is now 1.7 billion.



- The email malware rate dropped to 1 in 244 emails in 2014. While lower than 2013, this is still higher than the rate of 1 in 291 emails seen in 2012.

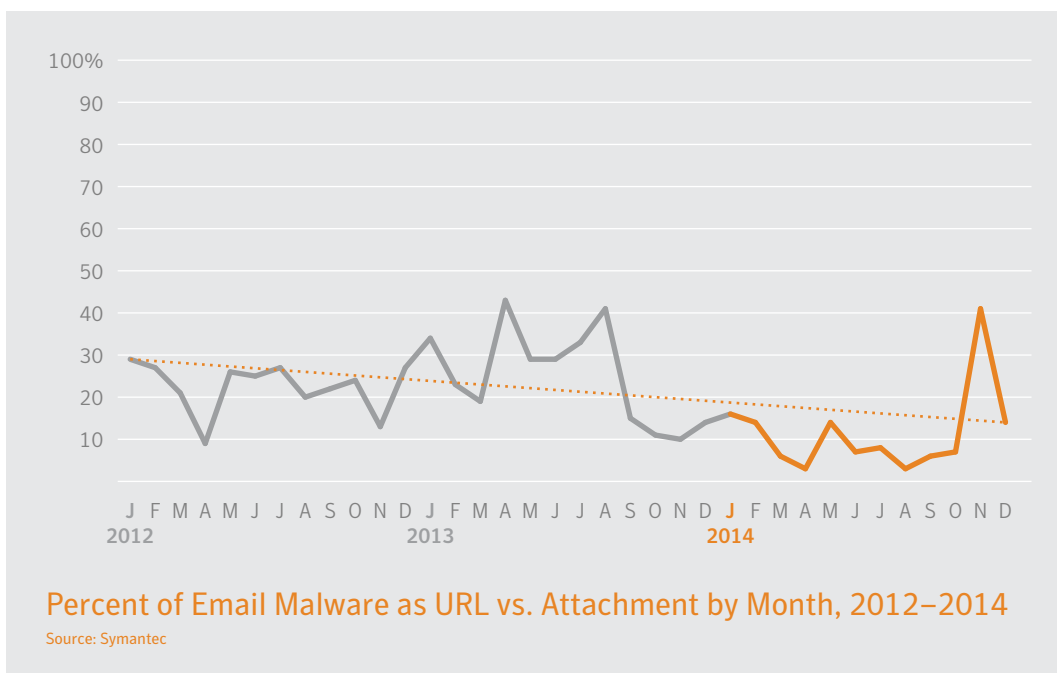


- Twelve percent of email-borne malware in 2014 contained a malicious link rather than being attached to an email, compared with 25 percent in 2013.

In October 2014, only seven percent of malicious spam emails contained URL links. That number jumped to 41 percent in November and continued to climb in early December, thanks to a surge in social engineering-themed messages, including malicious fax and voice mail notification emails.

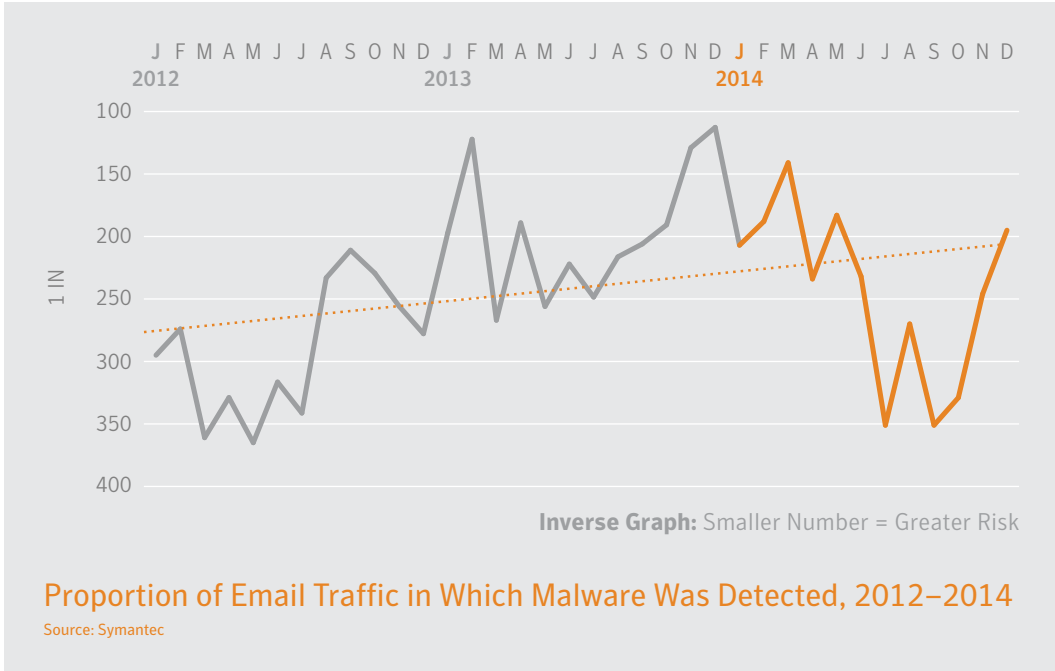
The links in these emails use hijacked domains and have a URL path that leads to a PHP landing page. If the user clicks on the links, they are led to a malicious file. In particular, we have seen Downloader.Ponik and Downloader.Upatre being used in these emails. These are well-known Trojans that are used for downloading additional malware onto compromised computers, including information stealers like Trojan.Zbot (also known as Zeus).¹¹⁰

Overall, the number of emails distributing malware has declined in 2014, after appearing to have peaked in 2013.

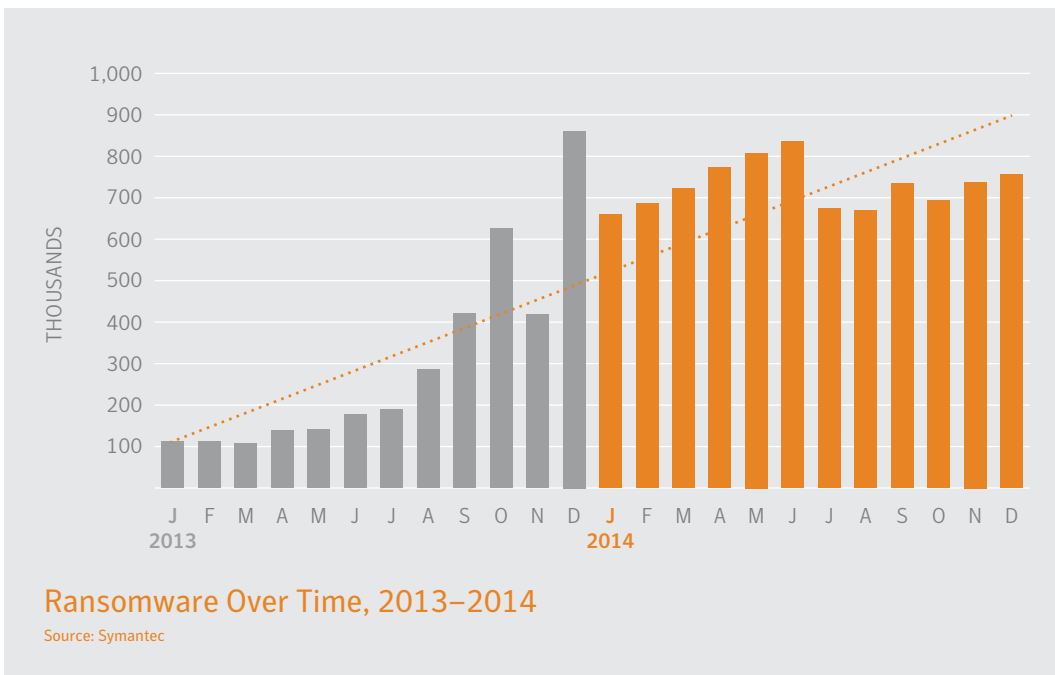


- In November 2014, the percent of email malware that contains a URL jumped to 41 percent, the highest seen since August 2013.
- The sudden increase, and subsequent decline, was attributed to the activity of the Cutwail botnet.

[BACK TO TABLE OF CONTENTS](#)



- There was a significant drop in the email malware rate during the late summer, early autumn of 2014.



- On average there were 729,167 ransomware attacks per month in 2014.

Ransomware

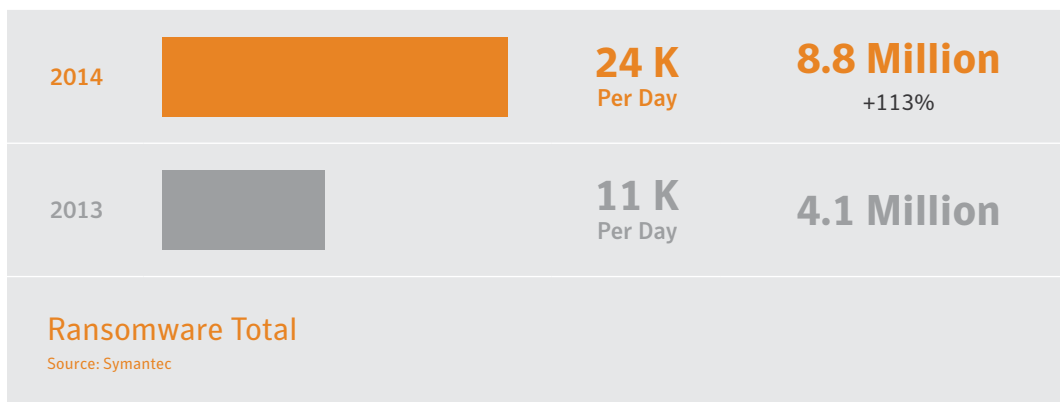
Ransomware attacks more than doubled in 2014, from 4.1 million in 2103, up to 8.8 million. More concerning is the growth of file-encrypting ransomware (what Symantec refers to as “crypto-ransomware”), which expanded from 8,274 in 2013 to 373,342 in 2014. This is 45 times more crypto-ransomware in the threat landscape within a one-year span. In 2013, crypto-ransomware accounted for 0.2 percent (1 in 500) of ransomware and was fairly uncommon; however, by the end of 2014 it accounted for 4 percent (1 in 25) of all ransomware.

SHARE THIS

On a human level, ransomware is one of the nastiest forms of attack for victims. Criminals use malware to encrypt the data on victims’ hard drives—family pictures, homework, music, that unfinished novel—and demand payment to unlock the files. The best, and pretty much only, defense is to keep a separate backup of your files, preferably offline, to restore from.

There are many ransomware variants, and no operating system guarantees immunity.¹¹¹ And while the advice remains the same—do not pay the criminals—many businesses and individuals simply want or need their files back. So they pay, and thus the scam remains profitable.

Criminals use malware to encrypt the data on victims’ hard drives—family pictures, homework, music, that unfinished novel—and demand payment to unlock the files.



Crypto-Ransomware

The bad news is that, while ransomware has doubled, between 2013 and 2014 Symantec saw the amount of crypto-ransomware in the threat landscape grow to be over 45 times larger.¹¹²

There are several different crypto-ransomware families, such as Cryptolocker,¹¹³ Cryptodefense,¹¹⁴ and Cryptowall,¹¹⁵ but their method of exploitation is the same. Rather than locking your desktop behind a ransom wall, crypto-ransomware encrypts your personal files and holds the private keys to their decryption for ransom at a remote site. This is a much more vicious attack than traditional ransomware.

Methods of infection vary, but commonly it’s via a malicious email attachment purporting to be an invoice, energy bill, or image. The delivery often forms part of a service actually provided by different criminals from those executing the crypto-ransomware. This is just one of the darker sides of the underground economy, where criminals offer services such as “I can infect X computers for a fixed price of Y.”

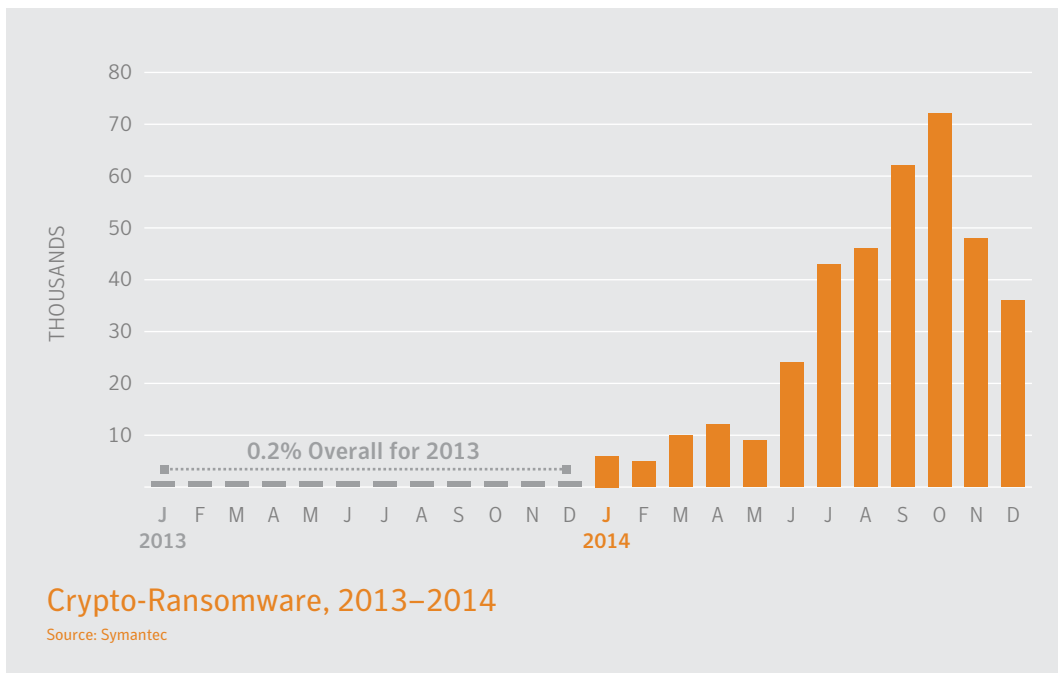
[BACK TO TABLE OF CONTENTS](#)

CryptoDefense, brought to light back in March, is a perfect example of just how serious crypto-ransomware is and how hard the criminals behind it are to track. It's delivered via malicious email attachments and encrypts a victim's files with public-key cryptography using strong RSA 2048 encryption.

In order to pay the ransom, the victim has to visit a webpage on the Tor network.¹¹⁶ The payment is then requested in bitcoins. These are typical moves of a crypto-ransomware criminal, making it incredibly difficult to track and shut down such scams.

And then we get to the crux of the entire scam: the profit. Symantec estimated that the cybercriminals behind CryptoDefense earned over \$34,000 in just one month.¹¹⁷ It's no wonder crypto-ransomware is considered to be the most effective cybercrime operation out there at the moment.

SHARE THIS



■ In 2013, crypto-ransomware accounted for approximately 0.2 percent of all ransomware attacks. By the end of 2014 this figure grew to 4 percent.¹¹⁸

Digital Extortion: A Short History of Ransomware

By Peter Coogan



In 2014, crypto-ransomware was rarely out of the news. The latest and deadliest trend in the ongoing ransomware saga, crypto-ransomware differs from its standard ransomware siblings, which simply lock the device, in that it encrypts data files on the compromised device and, in most cases, leaves victims with no way to rescue their data. Both crypto-ransomware and ransomware, however, are in the business of extorting ransom from victims for the removal of the infection.

These types of malware have been around for over a decade but have grown in prevalence over the past few years. This growth is the result of cybercriminals' shifting from the creation of fake antivirus software to the more lucrative ransomware. While we can trace an evolution from fake antivirus, to ransomware, and then on to crypto-ransomware, malware authors rarely rest on their laurels. We can clearly see new areas of the threat landscape where these digital extortionists are heading.

Fake antivirus (a.k.a. FakeAV or rogue security software) is a misleading application that fraudulently deceives or misleads a user into paying for the removal of malware. While this software has been around for quite some time now—its prevalence peaked around 2009, a Symantec report at that time observed 43 million rogue security software installation attempts from over 250 distinct programs, at a cost of \$30 to \$100 for anyone who purchased the software.¹¹⁹

Ransomware is malicious software that locks and restricts access to infected computers. The malicious software then displays an extortion message using a social engineering theme that demands a ransom payment to remove the restriction. In 2012 Symantec reported on the growing menace of ransomware, with fraudsters charging in the range of €50 to €100 in Europe or up to \$200 in the U.S. for the removal of restrictions.¹²⁰

Now, after the emergence and perceived success of the now-infamous Trojan.Cryptolocker¹²¹ in 2013, malware authors have been turning their attention to writing new crypto-ransomware-style threats. This has led to a surge in new crypto-ransomware families seen in 2014 that incorporate new innovations, platforms, and evasion tactics

alongside both old and new tricks in an attempt to extort money from victims.

One of the more prolific new crypto-ransomware threats in 2014 was Trojan.Cryptodefense¹²² (a.k.a. Cryptowall). This threat appeared in late February 2014 and was initially marketed as Cryptodefense. It employed techniques such as the use of Tor and bitcoins for anonymity, strong RSA-2048 encryption of data, and pressure tactics to scare victims into payment. With an initial ransom demand of \$500/€500, it soon increased to \$1,000/€1,000 if payment was not forthcoming. However, following analysis, it was found that the malware author's poor implementation of the cryptographic functionality had left hostages with the key to their own escape, in the form of the private encryption key being left on the system. After this information was made public, the issue was fixed by the malware authors and it was rebranded as Cryptowall. Since then, Cryptowall has continued to evolve by weaponizing itself further, with an elevation of privilege exploit, anti-analysis checks, and the use of Invisible Internet Project (I2P) for communication anonymization. The known earnings of Cryptowall were at least \$34,000 in its first month,¹²³ with researchers determining that it made in excess of \$1 million over a six-month period.¹²⁴

The Windows PC landscape has been a lucrative area for ransomware authors, and this will likely continue to be the case. However, in 2014 the attackers behind these digital extortion tools began to tackle new platforms. We saw the Reveton gang release Android ransomware known as Android.Lockdroid.G¹²⁵ (a.k.a. Koler). Through their use of a Traffic Distribution System (TDS), the Reveton gang performed a three-pronged ransomware attack. Depending on certain conditions, such as the browser being used to view a website controlled by the gang, traffic would be redirected to a fitting ransomware.

Ransomware had suddenly become platform independent. Android users would be redirected to download Android.Lockdroid.G. Internet Explorer users were redirected to the Angler Exploit kit, delivering a payload of Trojan.Ransomlock.G.¹²⁶ and other browsers used on Windows, Linux, or Mac to Browlock,¹²⁷ another form of ransomware that

attempts to lock the computer and extort money from users by simply using tools in their web browser.

In June 2014, the first file-encrypting ransomware for Android, known as Android.Simplocker,¹²⁸ was discovered. With a demand initially in Russian, by July 2014 an updated English version (Android.Simplocker.B¹²⁹) was being seen that employed an FBI social engineering theme. October 2014 saw the emergence of Android.Lockdroid.E¹³⁰ (a.k.a. Porndroid), which once again used a fake FBI social engineering theme. This threat, however, also used the device's camera to take a picture, which would then be displayed alongside the ransom demand. Android.Lockdroid further spawned new variants that included worm-like capabilities, allowing self-replication via SMS messages sent to contacts in the address book on an infected device, along with a social engineering catch.

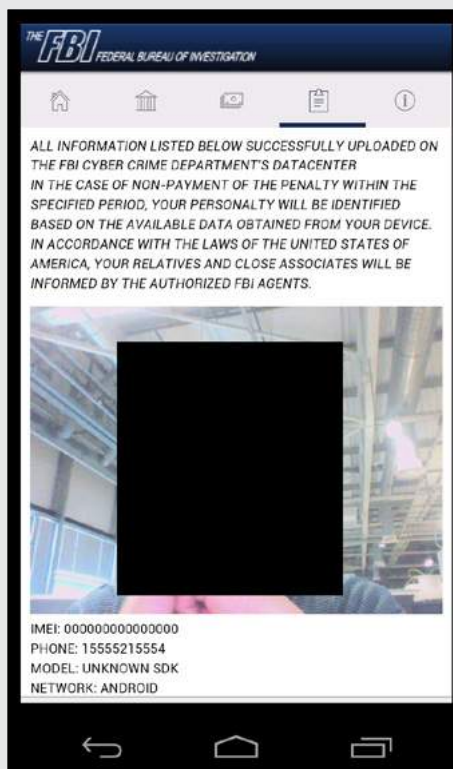
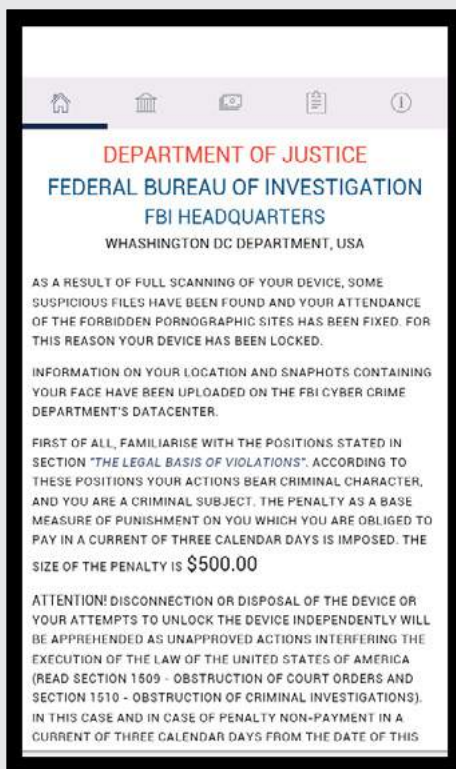
Ransomware authors even began looking past mobile devices to see where else they could possibly extort money, and they realized that network-attached storage (NAS) devices, where large quantities of files are stored, could also be targeted. Trojan.Synolocker¹³¹ (a.k.a. Synolocker) targeted Synology NAS devices by using a previously unknown

vulnerability in Synology's DiskStation manager software to gain access to the devices and then encrypt all the files, holding them for ransom. These devices have since been patched against further attacks, but this case highlights that ransomware attackers are continuing to look for new areas to attack.

So why are we seeing such rapid changes in ransomware? Ransomware is a lucrative business for cybercriminals, with ransom demands ranging anywhere from \$100 to \$500. During 2014 we also saw bitcoins become the ransom payment method of choice by most new ransomware. Given bitcoin's strong anonymity, it allows cybercriminals to easily hide and launder their ill-gotten gains.

While we have observed a surge in new ransomware families, Symantec has also seen an increase in the overall growth path. Since 2013, there has been a 113 percent rise in the occurrence of ransomware attacks. However, given the lucrative nature of these threats and the number of new ransomware families appearing, it is unlikely that ransomware-type scams will drop off the threat landscape anytime soon, with future growth being more likely. ■

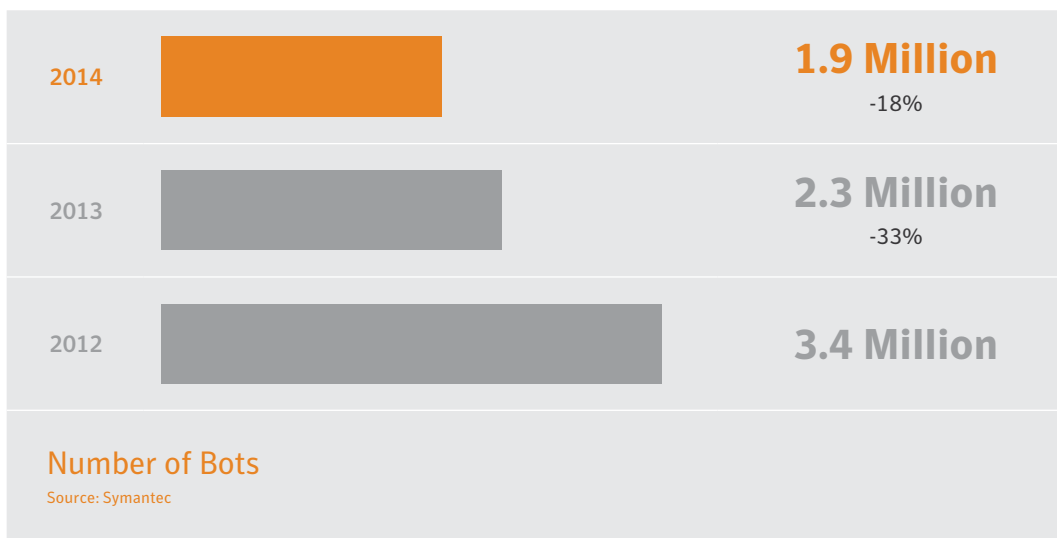
SHARE THIS



■ "Porndroid" Android ransomware threat.

Bots and Botnets

The number of bots declined by 18 percent in 2014 compared to the previous year. In large measure, this is because the FBI, the European Cybercrime Centre (EC3) at Europol, and other international law enforcement agencies, working with Symantec and other tech firms, have been active in disrupting and shutting them down. Most notably, the Gameover Zeus botnet was shut down in 2014. It was responsible for millions of infections worldwide since its arrival in 2011.^{132,133} This is one in a series of botnet takedowns over the past couple of years^{134,135} that have seen IT firms and law enforcement working together effectively.



- The decline in bots in 2014 was, in part, fueled by the disruption of the Gameover Zeus botnet with “Operation Tovar.” This botnet had largely been used for banking fraud and distribution of the CryptoLocker ransomware.

Country/Region	2014 Bots Rank	2014 Bots Percentage	2013 Bots Rank	2013 Bots Percentage
China	1	16.5%	2	9.1%
United States	2	16.1%	1	20.0%
Taiwan	3	8.5%	4	6.0%
Italy	4	5.5%	3	6.0%
Hungary	5	4.9%	7	4.2%
Brazil	6	4.3%	5	5.7%
Japan	7	3.4%	6	4.3%
Germany	8	3.1%	8	4.2%
Canada	9	3.0%	10	3.5%
Poland	10	2.8%	12	3.0%

- The United States and China, two of the most populated countries with the greatest concentration of Internet-connected users, swapped the number one and two places in 2014. This switch can likely be attributed to the takedown of the Gameover Zeus botnet.

Malicious Activity by Source: Bots, 2013–2014

Source: Symantec

[BACK TO TABLE OF CONTENTS](#)

Spam Botnet Name	Percentage of Botnet Spam	Estimated Spam per Day	Top Sources of Spam From Botnet					
			Rank #1		Rank #2		Rank #3	
KELIHOS	51.6%	884,044	Spain	10.5%	United States	7.6%	Argentina	7.3%
UNKNOWN/OTHER	25.3%	432,594	United States	13.5%	Brazil	7.8%	Spain	6.4%
GAMUT	7.8%	133,573	Russia	30.1%	Vietnam	10.1%	Ukraine	8.8%
CUTWAIL	3.7%	63,015	Russia	18.0%	India	8.0%	Vietnam	6.2%
DARKMAILER5	1.7%	28,705	Russia	25.0%	Ukraine	10.3%	Kazakhstan	5.0%
DARKMAILER	0.6%	9,596	Russia	17.6%	Ukraine	15.0%	China	8.7%
SNOWSHOE	0.6%	9,432	Canada	99.9%	United States	0.02%	Japan	0.01%
ASPROX	0.2%	3,581	United States	76.0%	Canada	3.4%	United Kingdom	3.3%
DARKMAILER3	0.1%	1,349	United States	12.7%	Poland	9.6%	South Korea	9.1%
GRUM	0.03%	464	Canada	45.7%	Turkey	11.5%	Germany	8.5%

Top 10 Spam-Sending Botnets, 2014

Source: Symantec

OSX as a Target

Over the past few years Apple has sat up and taken notice of the threats that have been targeting OS X, rolling out a couple of much-needed security features to the operating system. XProtect scans downloaded files for signs of malware, warning users if they download a malicious file known to Apple. Using code signing Gatekeeper limits what apps can be run within an OS X computer. There are varying degrees of protection with Gatekeeper, ranging from limiting installation to apps from the official Mac App Store, developers identified as trustworthy by Apple, or any developer that signs their apps.

However, while these security features have made it more difficult for threats to gain a foothold in OS X, threats have nevertheless succeeded in getting past them. As with any signature-based security solution, apps have managed to compromise computers before signatures could be put in place to block them. Malicious apps have also appeared with legitimate developer signatures, by either stealing legitimate credentials or creating false ones.

The most common threats seen in 2014 had similar behaviors to those found on other operating systems. There were Trojans that arrived via browser exploits. Notorious threats such as Flashback, which infected over 600,000 Macs in 2012, are still fairly prevalent, with variants taking up the number three and 10 spots in 2014. Threats that modify settings, such as DNS, browser, or search settings on the OS X computer, also rank highly.

Two notable threats highlighted a significant issue in the OS X threat landscape: pirated OS X apps that contain malware.

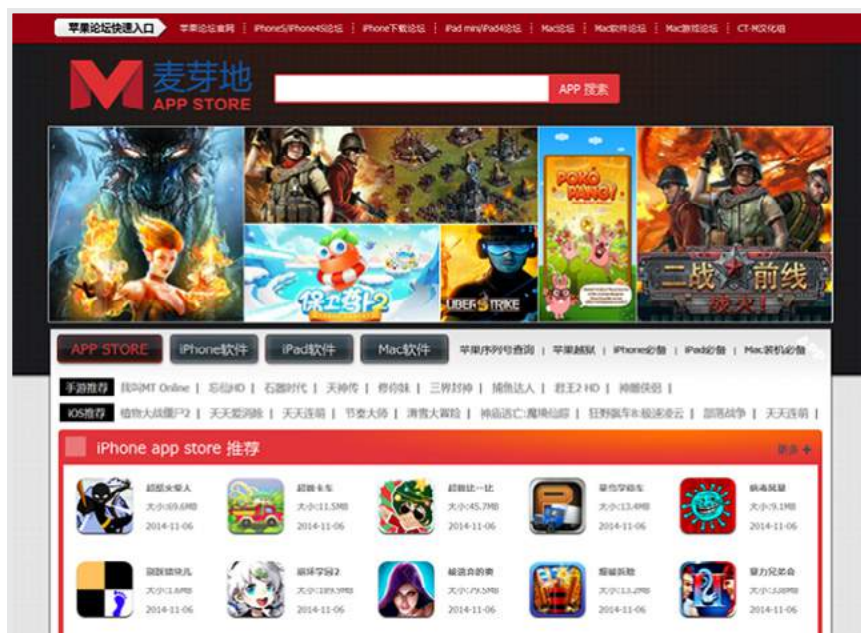
OSX.Wirelurker is a dual-threat Trojan horse, impacting both Macs running OS X and any iOS devices connected to a compromised computer. This threat gained major attention when it was discovered within 467 OS X applications hosted on a third-party OS X app store in China. These malicious apps were downloaded more than 356,000 times before Apple stepped in and blocked them to prevent them from running.

- Two notable threats highlighted a significant issue in the OS X threat landscape: pirated OS X apps that contain malware.

Rank	Malware Name	Percentage of Mac Threats 2014	Malware Name	Percentage of Mac Threats 2013
1	OSX.RSPlug.A	21.2%	OSX.RSPlug.A	35.2%
2	OSX.Okaz	12.1%	OSX.Flashback.K	10.1%
3	OSX.Flashback.K	8.6%	OSX.Flashback	9.0%
4	OSX.Keylogger	7.7%	OSX.HellRTS	5.9%
5	OSX.Stealbit.B	6.0%	OSX.Crisis	3.3%
6	OSX.Klog.A	4.4%	OSX.Keylogger	3.0%
7	OSX.Crisis	4.3%	OSX.MacControl	2.9%
8	OSX.Sabpab	3.2%	OSX.FakeCodec	2.3%
9	OSX.Netweird	3.1%	OSX.Iservice.B	2.2%
10	OSX.Flashback	3.0%	OSX.Inqtana.A	2.1%

Top 10 Mac OS X Malware Blocked on OS X Endpoints, 2013–2014

Source: Symantec



- Third-party app store, Maiyadi, which was found to be hosting apps with OS X malware in 2014.

OSX.Luaddit (a.k.a. iWorm) is a threat that added compromised computers to an OS X botnet. This threat was found bundled with pirated copies of commercial products like Adobe Photoshop, Microsoft Office, and Parallels.¹³⁶ These apps were posted to torrent sites and were downloaded thousands of times.

Type	Name (Order by: Uploaded, Size, ULed by, SE, LE)	View: Single / Double	SE	LE
Applications (Mac)	Adobe Illustrator CS6 Mac OSX Uploaded 07-31 05:19, Size 1.42 GiB, ULed by aceprog		217	15
Applications (Mac)	Parallels Desktop 9 Mac OSX Uploaded 07-31 00:19, Size 418.43 MiB, ULed by aceprog		41	1
Applications (Mac)	Adobe Photoshop CC 2014 Mac OSX Uploaded 07-29 05:19, Size 801.44 MiB, ULed by aceprog		342	21
Applications (Mac)	Adobe Photoshop CS6 Mac OSX Uploaded 07-26 23:18, Size 988.02 MiB, ULed by aceprog		269	15
Applications (Mac)	Adobe Photoshop CS6 for Mac OSX Uploaded 07-26 23:11, Size 988.02 MiB, ULed by aceprog		80	6
Applications (Mac)	Microsoft Office 2011 Mac OSX Uploaded 07-20 19:04, Size 910.84 MiB, ULed by aceprog		449	5

■ Examples of OS X torrents that contain malware.

In terms of other notable OS X threats, OSX.Stealbit.A and OSX.Stealbit.B are bitcoin-stealing threats that monitor browsing traffic, looking for login credentials to major bitcoin websites. The latter was one of the top five OS X threats seen in 2014.

OSX.Slordu is a back door Trojan horse that appears to be used for gathering information about the compromised computer. What is interesting about this threat is it appears to be an OS X port of a popular Windows back door.

OSX.Ventir is a modular threat, equipped with option components that can open a back door, log keystrokes, or contain spyware capabilities. Depending on what the attacker wishes to gain from the compromised computer, different modules could be downloaded and installed in OS X.

OSX.Stealbit.A is a bitcoin-stealing threat that monitors browsing traffic, looking for login credentials to major bitcoin websites.

Malware on Virtualized Systems

Virtualization is no protection against malware. Increasingly, malware can detect whether it is running on a virtual machine and, instead of quitting, it can change its behavior to reduce the risk of detection.¹³⁷ Historically the proportion of malware that detected whether or not it was running on VMware hovered around 18 percent but spiked at the beginning of 2014 to 28 percent.¹³⁸

SHARE THIS

But this type of functionality is not being used just to avoid security researchers. Once installed on a virtual machine, malware can hop to other virtual machines on the same hardware or infect the hypervisor, massively increasing the risk and the difficulty of removal.¹³⁹ This behavior has already been seen in the wild: the W32.Crisis malware tries to infect virtual machine images stored on a host computer.¹⁴⁰

For IT managers, this kind of attack poses special risks. It is unlikely to be detected by perimeter security, such as intrusion detection systems or firewalls that use virtual machines for detecting threats in virtual “sandboxes.” Virtual machines may not have the same level of protection as traditional clients or servers because of the (false) assumption that malware doesn’t attack virtual machines. Organizations need to consider technology such as network hardware, hypervisors, and software-defined networks in their security plans and patch cycles. ■

Virtualization is no protection against malware. Increasingly, malware can detect whether it is running on a virtual machine and, instead of quitting, it can change its behavior to reduce the risk of detection.

[BACK TO TABLE OF CONTENTS](#)

APPENDIX



Looking Ahead

Threat Intelligence and Unified Security

Today's attackers are skilled enough and sufficiently resourced to have the persistence and patience to carry out their espionage activities over a period of months or even years. They have only to be successful once in order to breach their targets' defenses; however, those targets must be able to resist each and every one of those assaults, every second of every day. Threat intelligence is a vital component in understanding these potential threats, uncovering new attacks, and better protecting critical company assets. Threat intelligence can provide a prioritized list of suspicious incidents by correlating all available information from across the enterprise.

Advanced attackers use exploit toolkits against not only older vulnerabilities but also new, zero-day ones, and being good at defense means being harder to breach. The battle is an asymmetric one, and attackers already understand the defenses and their weaknesses. A unified security model is not just about investing in great technology. It also takes a holistic approach that combines threat intelligence, risk management, and the very best technical solutions. A unified approach will not only help reveal who is being targeted but also how and why. Understanding the new threats is critical, and businesses should now expect to be attacked—the question is not “if” but “when” and “how.”

Unified security can leverage the combined visibility and threat intelligence gathered across the enterprise to block, detect, and remediate attacks. It can help guide how to better protect confidential information and reduce risk, supporting the continual assessment of not only people and their skills but also processes and technology to ensure the best response is followed. Processes are continually updated and skills maintained. Ultimately, by becoming harder to breach, attackers must work harder; no one wants to be the weakest link in the supply chain. This, we believe, is the future of security.

Security Gamification

As the 15th-century security consultant Niccolo Machiavelli observed, “Men are so simple and yield so readily to the desires of the moment that he who will trick will always find another who will suffer to be tricked.”

Internet security relies on the human element as much as it does on technology. If people were more skillful, they could help reduce the risks they faced. This is as true of consumers' avoiding scams as it is of government employees' avoiding the social engineering in targeted attacks.

In this context, gamification can be used to turn “the desires of the moment” into lasting changes of behavior by using the psychological rewards and instant gratification of simple computer games. Gamification could be used, for example, to train people to be wary of phishing emails or to generate, remember, and use strong passwords.

Symantec sees a big market opportunity and a great need for this kind of training in the coming years.

Security Simulation

Companies can prepare for security breaches and understand their defenses better using simulations and security “war games.” By extending conventional penetration testing into a simulated response and remediation phase, companies can train their people and improve their readiness. This message is not lost on governments. In January 2015, UK Prime Minister David Cameron and U.S. President Barack Obama agreed to carry out “war game” cyberattacks on each other. Companies should follow their example in 2015.

Determined Attackers Will Likely Succeed

In the battle between attackers and corporate IT security, the bad guys have to be lucky only once. The IT department has to be lucky all the time. With this in mind, IT managers (and indeed consumers) need to plan for the worst. There is no magic-bullet technology that will guarantee immunity from Internet crime or determined, targeted attacks. So assume you've been hacked or you're about to be hacked. Switch from a binary "safe"/"not safe" view to a nuanced, almost medical approach to trends, symptoms, behavioral prevention, diagnostics, and treatment.

On a technical level, it means ensuring you have effective data loss prevention software on each endpoint, gateway, and email server to prevent data exfiltration. It also means that backup and disaster recovery become much more important, as do detection and response planning. This is not a counsel of despair—we should never make it easy for attackers by giving up on prevention—but it is better to be wise before the event than sad after it.

Data Sharing Between Companies Is Essential

Data sharing between companies is essential to security. Historically, companies have been afraid to share too much information with other companies, so they've effectively fought individual battles against the bad guys and depended on their own internal resources. We believe they need to pool their threat intelligence and their experience to combat the criminals. Tools that allow them to do this while retaining some IP protection will become increasingly important. For example, security electronic data exchanges could share hashes, binary attributes, symptoms, and so on, without revealing corporate secrets or information that could be useful in an attack.

Insecure Operating Systems

A quarter of PC users were running Windows XP and Office 2003 in July 2014¹⁴¹ even as their software went out of support and Microsoft stopped updating it. A lot of people are still in denial about this change. This leaves them unpatched as new threats emerge. Over the next year, this presents a significant security risk. For embedded devices running out-of-date operating systems, companies will need to find new ways of protecting them until they can be replaced or upgraded.

Internet of Things

As consumers buy more smart watches, activity trackers, holographic headsets, and whatever new wearable devices are dreamed up in Silicon Valley and Shenzhen, the need for improved security on these devices will become more pressing. It's a fast-moving environment where innovation trumps privacy. Short of government regulation, a media-friendly scare story, or greater consumer awareness of the dangers, it is unlikely that security and privacy will get the attention they deserve. The market for Internet of Things-ready devices is growing but is still very fragmented, with a rich diversity in low-cost hardware platforms and operating systems. As market leaders emerge and certain ecosystems grow, the attacks against these devices will undoubtedly escalate, as has already happened with attacks against the Android platform in the mobile arena in recent years.

Best Practice Guidelines for Businesses

Employ defense-in-depth strategies

Emphasize multiple, overlapping, and mutually supportive defensive systems to guard against single-point failures in any specific technology or protection method. This should include the deployment of regularly updated firewalls as well as gateway antivirus, intrusion detection or protection systems (IPS), website vulnerability with malware protection, and web security gateway solutions throughout the network.

Monitor for network incursion attempts, vulnerabilities, and brand abuse

Receive alerts for new vulnerabilities and threats across vendor platforms for proactive remediation. Track brand abuse via domain alerting and fictitious website reporting.

Antivirus on endpoints is not enough

On endpoints, it is important to have the latest versions of antivirus software installed. Deploy and use a comprehensive endpoint security product that includes additional layers of protection including:

- Endpoint intrusion prevention that protects unpatched vulnerabilities from being exploited, protects against social engineering attacks, and stops malware from reaching endpoints;
- Browser protection for avoiding obfuscated web-based attacks;
- File and web-based reputation solutions that provide a risk-and-reputation rating of any application and website to prevent rapidly mutating and polymorphic malware;
- Behavioral prevention capabilities that look at the behavior of applications and prevent malware;
- Application control settings that can prevent applications and browser plug-ins from downloading unauthorized malicious content;
- Device control settings that prevent and limit the types of USB devices to be used.

Secure your websites against MITM attacks and malware infection

Avoid compromising your trusted relationship with your customers by:

- Implementing Always On SSL (SSL protection on your website from logon to logoff);
- Scanning your website daily for malware;
- Setting the secure flag for all session cookies;
- Regularly assessing your website for any vulnerabilities (in 2013 1 in 8 websites scanned by Symantec was found to have vulnerabilities);
- Choosing SSL Certificates with Extended Validation to display the green browser address bar to website users;
- Displaying recognized trust marks in highly visible locations on your website to show customers your commitment to their security.

Protect your private keys

Make sure to get your digital certificates from an established, trustworthy certificate authority that demonstrates excellent security practices. Symantec recommends that organizations:

- Use separate Test Signing and Release Signing infrastructures;
- Secure keys in secure, tamper-proof, cryptographic hardware devices;
- Implement physical security to protect your assets from theft.

Use encryption to protect sensitive data

Implement and enforce a security policy whereby any sensitive data is encrypted. Access to sensitive information should be restricted. This should include a Data Loss Protection (DLP) solution. Ensure that customer data is encrypted as well. This not only serves to prevent data breaches, but can also help mitigate the damage of potential data leaks from within an organization. Use Data Loss Prevention to help prevent data breaches: Implement a DLP solution that can discover where sensitive data resides, monitor its use, and protect it from loss. Data loss prevention should be implemented to monitor the flow of information as it leaves the organization over the network, and monitor traffic to external devices or websites.

Best Practice Guidelines for Businesses

- DLP should be configured to identify and block suspicious copying or downloading of sensitive data;
- DLP should also be used to identify confidential or sensitive data assets on network file systems and computers.

Ensure all devices allowed on company networks have adequate security protections

If a bring your own device (BYOD) policy is in place, ensure a minimal security profile is established for any devices that are allowed access to the network.

Implement a removable media policy

Where practical, restrict unauthorized devices such as external portable hard-drives and other removable media. Such devices can both introduce malware and facilitate intellectual property breaches, whether intentional or unintentional. If external media devices are permitted, automatically scan them for viruses upon connection to the network and use a DLP solution to monitor and restrict copying confidential data to unencrypted external storage devices.

Be aggressive in your updating and patching

Update, patch, and migrate from outdated and insecure browsers, applications, and browser plug-ins. This also applies to operating systems, not just across computers, but mobile, ICS, and IoT devices as well. Keep virus and intrusion prevention definitions at the latest available versions using vendors' automatic update mechanisms. Most software vendors work diligently to patch exploited software vulnerabilities; however, such patches can only be effective if adopted in the field. Wherever possible, automate patch deployments to maintain protection against vulnerabilities across the organization.

Enforce an effective password policy

Ensure passwords are strong; at least 8-10 characters long and include a mixture of letters and numbers. Encourage users to avoid re-using the same passwords on multiple websites and sharing of passwords with others should be forbidden. Passwords should be changed regularly, at least every 90 days.

Ensure regular backups are available

Create and maintain regular backups of critical systems, as well as endpoints. In the event of a security or data emergency, backups should be easily accessible to minimize downtime of services and employee productivity.

Restrict email attachments

Configure mail servers to block or remove email that contains file attachments that are commonly used to spread viruses, such as .VBS, .BAT, .EXE, .PIF, and .SCR files. Enterprises should investigate policies for .PDFs that are allowed to be included as email attachments. Ensure that mail servers are adequately protected by security software and that email is thoroughly scanned.

Ensure that you have infection and incident response procedures in place

- Keep your security vendor contact information handy, know who you will call, and what steps you will take if you have one or more infected systems;
- Ensure that a backup-and-restore solution is in place in order to restore lost or compromised data in the event of successful attack or catastrophic data loss;
- Make use of post-infection detection capabilities from web gateway, endpoint security solutions and firewalls to identify infected systems;
- Isolate infected computers to prevent the risk of further infection within the organization, and restore using trusted backup media;
- If network services are exploited by malicious code or some other threat, disable or block access to those services until a patch is applied.

Educate users on basic security protocols

- Do not open attachments unless they are expected and come from a known and trusted source, and do not execute software that is downloaded from the Internet (if such actions are permitted) unless the download has been scanned for viruses;
- Be cautious when clicking on URLs in emails or social media programs, even when coming from trusted sources and friends;

- Deploy web browser URL reputation plug-in solutions that display the reputation of websites from searches;
- Only download software (if allowed) from corporate shares or directly from the vendor website;
- If Windows users see a warning indicating that they are “infected” after clicking on a URL or using a search engine (fake antivirus infections), educate users to close or quit the browser using Alt-F4, CTRL+W or the task manager.

Building Security into devices

- The diverse nature of ICS and IoT platforms make host-based IDS and IPS, with customizable rulesets and policies that are unique to a platform and application, suitable solutions. However, manufacturers of ICS and IoT devices are largely responsible for ensuring that security is built into the devices before shipping. Building security directly into the software and applications that run on the ICS and IoT devices would prevent many attacks that manage to side-step defenses at the upper layers. Manufacturers should adopt and integrate such principles into their software development process.

20 Critical Security Controls

Overview

The Council on Cybersecurity 20 Critical Security Controls is a prioritized list designed to provide maximum benefits toward improving risk posture against real-world threats. This list of 20 control areas grew out of an international consortium of U.S. and international agencies and experts, sharing from actual incidents and helping to keep it current against evolving global cybersecurity threats.

Many organizations face the challenges and increasing threats to their cybersecurity by strategically choosing a security controls framework as a reference for initiating, implementing, measuring and evaluating their security posture, and managing risk. Over the years, many security control frameworks have been developed (e.g. NIST), with the common goal of offering combined knowledge and proven guidance for protecting critical

assets, infrastructure and information. Based on the information we have today about attacks and threats, what are the most important steps that enterprises should take now, to secure systems and data?

The Critical Security Controls are designed to provide organizations the information necessary to increase their security posture in a consistent and ongoing fashion. The Controls are a relatively small number of prioritized, well-vetted, and supported set of security actions that organizations can take to assess and improve their current security state.

To implement the Controls you must understand what is critical to your business, data, systems, networks, and infrastructures, and you must consider the adversary actions that could impact your ability to be successful in the business or operations.

Top 5 Priorities

We emphasize the use of the first five Controls for every organization. This helps establish a foundation of security and has the most immediate impact on preventing attacks. From this foundation organizations can apply other Controls as they meet the business need of the organization.

In the following pages you will see a table that outlines the areas identified in the ISTR and ties them to Critical Security Controls:

01

Inventory of Authorized and Unauthorized Devices

Reduce the ability of attackers to find and exploit unauthorized and unprotected systems: Use active monitoring and configuration management to maintain an up-to-date inventory of devices connected to the enterprise network, including servers, workstations, laptops, and remote devices.

02

Inventory of Authorized and Unauthorized Software

Identify vulnerable or malicious software to mitigate or root out attacks: Devise a list of authorized software for each type of system, and deploy tools to track software installed (including type, version, and patches) and monitor for unauthorized or unnecessary software.

03

Secure Configurations for Hardware & Software on Laptops, Workstations, and Servers

Prevent attackers from exploiting services and settings that allow easy access through networks and browsers: Build a secure image that is used for all new systems deployed to the enterprise, host these standard images on secure storage servers, regularly validate and update these configurations, and track system images in a configuration management system.

04

Continuous Vulnerability Assessment and Remediation

Proactively identify and repair software vulnerabilities reported by security researchers or vendors: Regularly run automated vulnerability scanning tools against all systems and quickly remediate any vulnerabilities, with critical problems fixed within 48 hours.

05

Malware Defense

Block malicious code from tampering with system settings or content, capturing sensitive data, or from spreading: Use automated antivirus and anti-spyware software to continuously monitor and protect workstations, servers, and mobile devices. Automatically update such anti-malware tools on all machines on a daily basis.

Critical Control Protection Priorities

	HARDEN DEFENSES	ENHANCE DETECTION	REDUCE IMPACT
INTERNET OF THINGS	04 05 06 07	01 09 10 11 14 18	12 13 17 19
MOBILE THREATS	02 03 04 05 06 07	01 10	08 17
PROTECT WEB SERVERS	02 03 04 05 06 10 11	01 14 16 18 20	08 12 17 13
WEB-BASED ATTACKS	02 03 04 05 06	01 14 16	12 13 15 17
SPAM & PHISHING	02 05	01 09 20	12 13
TARGETED ATTACKS	02 03 04 05 06 11	01 14 16 18 20	12 13 15 17
DATA BREACHES	02 03 04 05 06 10 11 07	01 14 16 09 18 20	08 12 17 13 15 19
MALWARE THREATS	02 03 04 05	01 14 16 09 18 20	08 12 17 13
BOTS	02 03 04 05	01 14 18	17 13 19

Critical Controls

01

Inventory of Authorized and Unauthorized Devices

Reduce the ability of attackers to find and exploit unauthorized and unprotected systems: Use active monitoring and configuration management to maintain an up-to-date inventory of devices connected to the enterprise network, including servers, workstations, laptops, and remote devices.

02

Inventory of Authorized and Unauthorized Software

Identify vulnerable or malicious software to mitigate or root out attacks: Devise a list of authorized software for each type of system, and deploy tools to track software installed (including type, version, and patches) and monitor for unauthorized or unnecessary software.

03

Secure Configurations for Hardware & Software on Laptops, Workstations, and Servers

Prevent attackers from exploiting services and settings that allow easy access through networks and browsers: Build a secure image that is used for all new systems deployed to the enterprise, host these standard images on secure storage servers, regularly validate and update these configurations, and track system images in a configuration management system.

04

Continuous Vulnerability Assessment and Remediation

Proactively identify and repair software vulnerabilities reported by security researchers or vendors: Regularly run automated vulnerability scanning tools against all systems and quickly remediate any vulnerabilities, with critical problems fixed within 48 hours.

05

Malware Defense

Block malicious code from tampering with system settings or content, capturing sensitive data, or from spreading: Use automated antivirus and anti-spyware software to continuously monitor and protect workstations, servers, and mobile devices. Automatically update such anti-malware tools on all machines on a daily basis. Prevent network devices from using auto-run programs to access removable media.

06

Application Software Security

Neutralize vulnerabilities in web-based and other application software: Carefully test internally-developed and third-party application software for security flaws, including coding errors and malware. Deploy web application firewalls that inspect all traffic, and explicitly check for errors in all user input (including by size and data type).

07

Wireless Device Control

Protect the security perimeter against unauthorized wireless access: Allow wireless devices to connect to the network only if they match an authorized configuration and security profile and have a documented owner and defined business need. Ensure that all wireless access points are manageable using enterprise management tools. Configure scanning tools to detect wireless access points.

08

Data Recovery Capability

Minimize the damage from an attack: Implement a trustworthy plan for removing all traces of an attack. Automatically back up all information required to fully restore each system, including the operating system, application software, and data. Back up all systems at least weekly; back up sensitive systems more frequently. Regularly test the restoration process.

09

Security Skills Assessment and Appropriate Training to Fill Gaps

Find knowledge gaps, and eradicate them with exercises and training: Develop a security skills assessment program, map training against the skills required for each job, and use the results to allocate resources effectively to improve security practices.

10

Secure Configurations for Network Devices such as Firewalls, Routers, and Switches

Preclude electronic holes from forming at connection points with the Internet, other organizations, and internal network segments: Compare firewall, router, and switch configurations against standards for each type of network device. Ensure that any deviations from the standard configurations are documented and approved and that any temporary deviations are undone when the business need abates.

Critical Controls

11

Limitation and Control of Network Ports, Protocols, and Services

Allow remote access only to legitimate users and services: Apply host-based firewalls, port-filtering, and scanning tools to block traffic that is not explicitly allowed. Properly configure web servers, mail servers, file and print services, and domain name system (DNS) servers to limit remote access. Disable automatic installation of unnecessary software components. Move servers inside the firewall unless remote access is required for business purposes.

12

Controlled Use of Administrative Privileges

Protect and validate administrative accounts on desktops, laptops, and servers to prevent two common types of attack: (1) enticing users to open a malicious email, attachment, or file, or to visit a malicious website; and (2) cracking an administrative password and thereby gaining access to a target machine. Use robust passwords that follow Federal Desktop Core Configuration (FDCC) standards.

13

Boundary Defense

Control the flow of traffic through network borders, and police content by looking for attacks and evidence of compromised machines: Establish a multi-layered boundary defense by relying on firewalls, proxies, demilitarized zone (DMZ) perimeter networks, and other network-based tools. Filter inbound and outbound traffic, including through business partner networks (“extranets”).

14

Maintenance, Monitoring, and Analysis of Security Audit Logs

Use detailed logs to identify and uncover the details of an attack, including the location, malicious software deployed, and activity on victim machines: Generate standardized logs for each hardware device and the software installed on it, including date, time stamp, source addresses, destination addresses, and other information about each packet and/or transaction. Store logs on dedicated servers, and run bi-weekly reports to identify and document anomalies.

15

Controlled Access Based on the Need to Know

Prevent attackers from gaining access to highly sensitive data: Carefully identify and separate critical data from information that is readily available to internal network users. Establish a multilevel data classification scheme based on the impact of any data exposure, and ensure that only authenticated users have access to nonpublic data and files.

16

Account Monitoring and Control

Keep attackers from impersonating legitimate users: Review all system accounts and disable any that are not associated with a business process and owner. Immediately revoke system access for terminated employees or contractors. Disable dormant accounts and encrypt and isolate any files associated with such accounts. Use robust passwords that conform to FDCC standards.

17

Data Loss Prevention

Stop unauthorized transfer of sensitive data through network attacks and physical theft: Scrutinize the movement of data across network boundaries, both electronically and physically, to minimize exposure to attackers. Monitor people, processes, and systems, using a centralized management framework.

18

Incident Response Management

Protect the organization’s reputation, as well as its information: Develop an incident response plan with clearly delineated roles and responsibilities for quickly discovering an attack and then effectively containing the damage, eradicating the attacker’s presence, and restoring the integrity of the network and systems.

19

Secure Network Engineering

Keep poor network design from enabling attackers: Use a robust, secure network engineering process to prevent security controls from being circumvented. Deploy a network architecture with at least three tiers: DMZ, middleware, private network. Allow rapid deployment of new access controls to quickly deflect attacks.

20

Penetration Tests and Red Team Exercises

Use simulated attacks to improve organizational readiness: Conduct regular internal and external penetration tests that mimic an attack to identify vulnerabilities and gauge the potential damage. Use periodic red team exercises—all-out attempts to gain access to critical data and systems to test existing defense and response capabilities.

Best Practice Guidelines for Consumers

Protect Yourself

Use a modern Internet security solution that includes the following capabilities for maximum protection against malicious code and other threats:

- Antivirus (file- and heuristic-based) and behavioral malware prevention can prevent unknown malicious threats from executing;
- Bi-directional firewalls will block malware from exploiting potentially vulnerable applications and services running on your computer;
- Browser protection to protect against obfuscated web-based attacks;
- Use reputation-based tools that check the reputation and trust of a file and website before downloading, and that check URL reputations and provide safety ratings for websites found through search engines;
- Consider options for implementing cross-platform parental controls, such as Norton Online Family.¹⁴²

Update Regularly

Keep your system, program, and virus definitions up-to-date – always accept updates requested by the vendor. Running out-of-date versions can put you at risk from being exploited by web-based attacks. Only download updates from vendor sites directly. Select automatic updates wherever possible.

Be Wary of Scareware Tactics

Versions of software that claim to be free, cracked or pirated can expose you to malware, or social engineering attacks that attempt to trick you into thinking your computer is infected and getting you to pay money to have it removed.

Use an Effective Password Policy

Ensure that passwords are a mix of letters and numbers, and change them often. Passwords should not consist of words from the dictionary. Do not use the same password for multiple applications or websites. Use complex passwords (upper/lowercase and punctuation) or passphrases.

Think Before You Click

Never view, open, or copy email attachments to your desktop or execute any email attachment unless you expect it and trust the sender. Even when receiving email attachments from trusted users, be suspicious.

- Be cautious when clicking on URLs in emails or social media communications, even when coming from trusted sources and friends. Do not blindly click on shortened URLs without expanding them first using a preview tool or plug-in.
- Use a web browser plug-in or URL reputation site that shows the reputation and safety rating of websites before visiting. Be suspicious of search engine results; only click through to trusted sources when conducting searches, especially on topics that are hot in the media.
- Be suspicious of warnings that pop up asking you to install media players, document viewers and security updates. Only download software directly from the vendor's website.
- Be aware of files you make available for sharing on public sites, including gaming, bitTorrent, and any other peer-to-peer (P2P) exchanges. Keep Dropbox, Evernote, and other usages to a minimum for pertinent information only.

Guard Your Personal Data

Limit the amount of personal information you make publicly available on the Internet (in particular via social networks). This includes personal and financial information, such as bank logins or birth dates.

- Review your bank, credit card, and credit information frequently for irregular activity. Avoid banking or shopping online from public computers (such as libraries, Internet cafes, and similar establishments) or from unencrypted Wi-Fi connections.
- Use HTTPS when connecting via Wi-Fi networks to your email, social media and sharing websites. Check the settings and preferences of the applications and websites you are using.
- Look for the green browser address bar, HTTPS, and recognizable trust marks when you visit websites where you log in or share any personal information.
- Configure your home Wi-Fi network for strong authentication and always require a unique password for access to it.

Best Practice Guidelines for Website Owners

Despite this year's vulnerabilities, when it comes to protecting your website visitors and the information they share with you, SSL and TLS remain the gold standard.

In fact, due to the publicity that Heartbleed received, more companies than ever have started hiring SSL developers to work on fixes and code. This has focused more eyes on the SSL libraries and common good practices in implementation.

Get Stronger SSL

SSL certificate algorithms become stronger than ever in 2014. Symantec, along with several other CAs, has moved to SHA-2 as default and is winding down support for 1024-bit roots.¹⁴³ Microsoft and Google announced SHA-1 deprecation plans that may affect websites with SHA-1 certificates expiring as early as January 1, 2016.¹⁴⁴ In other words, if you haven't migrated to SHA-2, visitors using Chrome to access your site will likely see a security warning and as of January 1, 2017, your certificates just won't work for visitors using Internet Explorer.

Symantec is also advancing the use of the ECC algorithm—a much stronger alternative to RSA. All major browsers, even mobile, support ECC certificates on all the latest platforms, and there are three main benefits to using it:

1. Improved Security

Compared to an industry-standard RSA-2048 key, ECC-256 keys are 10,000 times harder to crack.¹⁴⁵ In other words, it would take a lot more computing power and a lot longer for a brute-force attack to crack this algorithm.

2. Better Performance

Website owners used to worry that implementing SSL certificates would slow their sites. This led to many sites' having only partial-on SSL, which creates serious vulnerabilities. ECC requires much less processing power on the website than does RSA and can handle more users and more connections simultaneously. This makes the implementation of always-on SSL not only sensible but viable too.

3. Perfect Forward Secrecy (PFS)

Although PFS is an option with RSA-based and ECC-based certificates, performance is much better with ECC-based certificates. Why does that matter? Without PFS, if hackers got hold of your private keys, they could retrospectively decrypt any and all data they captured. Considering the Heartbleed vulnerability

made this a very real possibility for so many websites, this is a problem. With PFS, however, if hackers crack or get hold of your SSL certificate private keys, they can decrypt only information protected with those keys—not historical data—from that point on.

Use SSL Correctly. As we realized in 2014, SSL is only as good as its implementation and maintenance. So be sure to:

Implement Always-On SSL. Use SSL certificates to protect every page of your website so that every interaction a visitor has with your site is authenticated and encrypted.

Keep Servers Up to Date. This applies beyond server SSL libraries: any patches or updates should be installed as soon as possible. They're released for a reason: to reduce or eliminate a vulnerability.

Display Recognized Trust Marks. (such as the Norton Secured Seal) in highly visible locations on your website to show customers your commitment to their security.

Scan Regularly. Keep an eye on your web servers and watch for vulnerabilities or malware.

Keep Server Configuration Up to Date. Make sure that old, unsecure versions of the SSL protocol (SSL2 and SSL3) are disabled, and newer versions of the TLS protocol (TLS1.1 and TLS1.2) are enabled and prioritized. Use tools like Symantec's SSL Toolbox to verify proper server configuration.¹⁴⁶

Educate Employees

Basic common sense and the introduction of some good security habits can go a long way toward keeping sites and servers safe this year:

- Ensure employees don't open attachments from senders they don't know.
- Educate them on safe social media conduct: offers that look too good probably aren't legitimate; hot topics are prime bait for scams; not all links lead to real login pages.
- Encourage them to adopt two-step authentication on any website or app that offers it.
- Ensure they have different passwords for every email account, application, and login—especially for work-related sites and services.
- Remind them to use common sense—having antivirus software doesn't mean it's OK to go on malicious or questionable websites.

Get Safe or Get Shamed

Attackers have become more aggressive, more sophisticated, and more ruthless than ever in their attempts to exploit the Internet for ill gains. There is, however, plenty that individuals and organizations can do to limit attackers' impact.

SSL and website security are now in the public consciousness, and if you're not doing your part you could find yourself being publicly shamed on HTTP Shaming, a site set up by software engineer Tony Webster.¹⁴⁷

When it comes to businesses and their websites, good security processes and implementations are all that stand in the way of total financial and reputational ruin. So get secure in 2015 with Symantec.

Footnotes

- 01 http://www.symantec.com/security_response/writeup.jsp?docid=2004-061419-4412-99
- 02 <http://www.symantec.com/connect/blogs/tenth-anniversary-mobile-malware>
- 03 <http://www.symantec.com/connect/blogs/grayware-casting-shadow-over-mobile-software-marketplace>
- 04 <http://www.pewinternet.org/2013/08/07/51-of-u-s-adults-bank-online/>
- 05 <http://www.symantec.com/connect/blogs/future-mobile-malware>
- 06 Ibid
- 07 <http://www.symantec.com/connect/blogs/simplocker-first-confirmed-file-encrypting-ransomware-android>
- 08 <https://www.usenix.org/system/files/conference/usenixsecurity14/sec14-paper-michalevsky.pdf>
- 09 <http://www.slideshare.net/symantec/norton-mobile-apps-survey-report>
- 10 https://www.cs.cmu.edu/~coke/history_long.txt
- 11 PayPal has a Buyer and Seller Protection Program to help protect against scams like this. For more information, see the following link. <https://www.paypal.com/webapps/mpp/paypal-safety-and-security>
- 12 Garter, Market Trends: Enter the Wearable Electronics Market With Products for the Quantified Self, Angela McIntyre and Jessica Ekholm, 01 July 2013
- 13 <https://securityledger.com/2013/05/fitbitten-researchers-exploit-health-monitor-to-earn-workout-rewards/>
- 14 <http://www.symantec.com/connect/blogs/how-safe-your-quantified-self-tracking-monitoring-and-wearable-tech>
- 15 <http://www.cnn.com/2014/05/19/justice/us-global-hacker-crackdown/>
- 16 <http://www.symantec.com/connect/blogs/creepware-who-s-watching-you>
- 17 <http://www.wired.com/2014/08/car-hacking-chart/>
- 18 <http://www.bbc.co.uk/news/technology-23443215>
- 19 <http://www.forbes.com/sites/andygreenberg/2013/07/24/hackers-reveal-nasty-new-car-attacks-with-me-behind-the-wheel-video/>
- 20 <http://www.cbsnews.com/news/car-hacked-on-60-minutes/>
- 21 <http://en.wikipedia.org/wiki/Picocell>
- 22 http://en.wikipedia.org/wiki/Home_Node_B
- 23 <http://www.autosec.org/pubs/cars-usenixsec2011.pdf>
- 24 https://www.synology.com/en-us/company/news/article/Synology_Older_DSM_Versions/Synology%20Encourages%20Users%20to%20Update%20as%20SynoLocker%20Ransomware%20Affects%20Older%20DSM%20Versions
- 25 http://www.symantec.com/security_response/writeup.jsp?docid=2013-112710-1612-99
- 26 <http://www.symantec.com/connect/blogs/linux-worm-targeting-hidden-devices>
- 27 <http://www.symantec.com/connect/blogs/iot-worm-used-mine-cryptocurrency>
- 28 <http://www.symantec.com/connect/blogs/internet-things-new-threats-emerge-connected-world>
- 29 <http://krebsonsecurity.com/2015/01/lizard-stresser-runs-on-hacked-home-routers/>
- 30 "A Heart Device Is Found Vulnerable to Hacker Attacks"; New York Times; Mar. 2008; http://www.nytimes.com/2008/03/12/business/12heart-web.html?_r=0
- 31 <https://www.gartner.com/doc/2537715/market-trends-enter-wearable-electronics>
- 32 U.S. Department of Homeland Security, Industrial Control System Cyber Emergency Response Team, (ICS-CERT); ALERT-13-164-01; <https://ics-cert.us-cert.gov/alerts/ICS-ALERT-13-164-01>
- 33 U.S. "Yes, terrorists could have hacked Dick Cheney's heart"; The Washington Post; Oct. 21, 2013; <http://www.washingtonpost.com/blogs/the-switch/wp/2013/10/21/yes-terrorists-could-have-hacked-dick-cheney-heart/>
- 34 "Feds Probe Cybersecurity Dangers in Medical Devices"; IEEE Spectrum; Oct. 27, 2014; <http://spectrum.ieee.org/tech-talk/biomedical/devices/feds-probe-cybersecurity-dangers-in-medical-devices>
- 35 "Health Care Systems and Medical Devices at Risk for Increased Cyber Intrusions for Financial Gain"; U.S. Federal Bureau of Investigation (FBI) Cyber Division, Private Industry Notice #140408-009; April 8, 2014
- 36 "Content of Premarket Submissions for Management of Cybersecurity in Medical Devices: Guidance for Industry and Food and Drug Administration Staff"; U.S. Food and Drug Administration, Center for Devices and Radiological Health (FDA CDRH); October 2, 2014; <http://www.fda.gov/downloads/MedicalDevices/DeviceRegulationandGuidance/GuidanceDocuments/UCM356190.pdf>
- 37 "Medical-device security isn't tracked well, research shows"; Network World; July 19, 2012; <http://www.networkworld.com/article/2189998/data-center/medical-device-security-isn-t-tracked-well--research-shows.html>
- 38 <http://www.symantec.com/connect/blogs/freak-vulnerability-can-leave-encrypted-communications-open-attack>
- 39 Ibid
- 40 <http://www.symantec.com/connect/blogs/heartbleed-bug-poses-serious-threat-unpatched-servers>
- 41 <http://news.netcraft.com/archives/2014/04/08/half-a-million-widely-trusted-websites-vulnerable-to-heartbleed-bug.html>
- 42 <http://www.symantec.com/connect/blogs/heartbleed-reports-field>
- 43 For those unfamiliar with UNIX terminology, a shell is a command line user interface for interacting with the operating system. In this case, Bash is one of the most widely used shells in all of the UNIX and Linux worlds.
- 44 <http://www.symantec.com/connect/blogs/shellshock-all-you-need-know-about-bash-bug-vulnerability>
- 45 <http://www.symantec.com/connect/blogs/poodle-vulnerability-old-version-ssl-represents-new-threat>
- 46 <http://www.wired.com/2013/03/att-hacker-gets-3-years>

- 47 <http://www.symantec.com/connect/blogs/massive-malvertising-campaign-leads-browser-locking-ransomware>
- 48 Ibid
- 49 <http://www.symantec.com/connect/blogs/denial-service-attacks-short-strong>
- 50 Ibid
- 51 http://www.symantec.com/content/en/us/enterprise/media/security_response/whitepapers/the-continued-rise-of-ddos-attacks.pdf
- 52 <http://www.symantec.com/connect/blogs/robin-williams-goodbye-video-used-lure-social-media-scams>
- 53 <http://blog.instagram.com/post/104847837897/141210-300million>
- 54 <https://investor.twitterinc.com/releasedetail.cfm?ReleaseID=878170>
- 55 <http://www.slideshare.net/symantec/norton-mobile-apps-survey-report>
- 56 <http://www.symantec.com/connect/blogs/instagram-scam-lottery-winners-impersonated-offer-money-followers>
- 57 <http://www.symantec.com/connect/blogs/hacked-snapchat-accounts-use-native-chat-feature-spread-diet-pill-spam>
- 58 <http://www.symantec.com/connect/blogs/instagram-scam-lottery-winners-impersonated-offer-money-followers>
- 59 <http://www.symantec.com/connect/blogs/tinder-spam-year-later-spammers-still-flirting-mobile-dating-app>
- 60 <http://www.symantec.com/connect/blogs/adult-webcam-spam-all-roads-lead-kik-messenger>
- 61 <http://www.symantec.com/connect/blogs/tinder-spam-year-later-spammers-still-flirting-mobile-dating-app>
- 62 Ibid
- 63 <http://www.symantec.com/connect/blogs/facebook-scam-leads-nuclear-exploit-kit>
- 64 <http://www.wired.com/2014/02/can-anonymous-apps-give-rise-authentic-internet/>
- 65 <http://www.technologyreview.com/review/531211/confessional-in-the-palm-of-your-hand/>
- 66 See many issues highlighted on See many issues highlighted on <http://en.wikipedia.org/wiki/4chan>
- 67 https://www.facebook.com/about/government_requests
- 68 <http://thenextweb.com/twitter/2014/04/30/twitter-ceo-dick-costolo-whisper-mode-encourage-friends-privately-discuss-public-conversations/>
- 69 <http://techcrunch.com/2014/03/20/gmail-traffic-between-google-servers-now-encrypted-to-thwart-nsa-snooping/>
- 70 <http://www.symantec.com/connect/blogs/apple-ids-targeted-kelihos-botnet-phishing-campaign>
- 71 <http://www.symantec.com/connect/blogs/linkedin-alert-scammers-use-security-update-phish-credentials>
- 72 <http://www.symantec.com/connect/blogs/apple-ids-targeted-kelihos-botnet-phishing-campaign>
- 73 <http://www.symantec.com/connect/blogs/fresh-phish-served-helping-aes>
- 74 <http://www.symantec.com/connect/blogs/scammers-pose-company-execs-wire-transfer-spam-campaign>
- 75 http://www.symantec.com/content/en/us/enterprise/media/security_response/whitepapers/waterbug-attack-group.pdf
- 76 Ibid
- 77 http://www.symantec.com/content/en/us/enterprise/media/security_response/whitepapers/regin-analysis.pdf
- 78 <http://www.symantec.com/en/uk/outbreak/?id=regin>
- 79 <http://www.symantec.com/connect/blogs/turla-spying-tool-targets-governments-and-diplomats>
- 80 Ibid
- 81 <http://www.symantec.com/connect/blogs/equation-advanced-cyberespionage-group-has-all-tricks-book-and-more>
- 82 <https://www.bsi.bund.de/SharedDocs/Downloads/DE/BSI/Publikationen/Lageberichte/Lagebericht2014.pdf>
- 83 http://www.symantec.com/content/en/us/enterprise/media/security_response/whitepapers/Dragonfly_Threat_Against_Western_Energy_Suppliers.pdf
- 84 http://en.wikipedia.org/wiki/OLE_for_Process_Control
- 85 <http://www.symantec.com/connect/blogs/emerging-threat-ms-ie-10-zero-day-cve-2014-0322-use-after-free-remote-code-execution-vulnerabi>
- 86 <http://www.symantec.com/connect/blogs/zero-day-internet-vulnerability-let-loose-wild>
- 87 <http://www.symantec.com/connect/blogs/sandworm-windows-zero-day-vulnerability-being-actively-exploited-targeted-attacks>
- 88 <http://www.symantec.com/connect/blogs/how-elderwood-platform-fueling-2014-s-zero-day-attacks>
- 89 <http://www.symantec.com/deepsight-products/>
- 90 http://www.symantec.com/security_response/writeup.jsp?docid=2013-052817-2105-99
- 91 <http://www.insurancejournal.com/news/west/2014/03/07/322748.htm>
- 92 <http://www.ponemon.org/news-2/7>
- 93 <https://www.apple.com/uk/pr/library/2014/09/02Apple-Media-Advisory.html>
- 94 http://securityresponse.symantec.com/content/en/us/enterprise/media/security_response/whitepapers/attacks_on_point_of_sale_systems.pdf
- 95 <http://www.symantec.com/connect/blogs/demystifying-point-sale-malware-and-attacks>
- 96 <http://www.symantec.com/content/en/us/about/presskits/b-state-of-privacy-report-2015.pdf>
- 97 "Illinois hospital reports data blackmail"; PC World; Dec. 15, 2014; <http://www.pcworld.com/article/2859952/illinois-hospital-reports-data-blackmail.html>
- 98 "Medical identity theft proves lucrative in myriad ways"; Fierce Health IT; Oct. 21, 2014; http://www.fiercehealthit.com/story/medical-identify-theft-proves-lucrative-myriad-ways/2014-10-21?utm_medium=nl&utm_source=internal
- 99 "The Growing Threat of Medical Identity Fraud: A Call to Action"; Medical Identity Fraud Alliance (MIFA); July 2013; <http://medidfraud.org/wp-content/uploads/2013/07/MIFA-Growing-Threat-07232013.pdf>

- 100 "Your medical record is worth more to hackers than your credit card"; Reuters; Sept. 24, 2014; <http://www.reuters.com/article/2014/09/24/us-cybersecurity-hospitals-idUSKCN0HJ21I20140924>
- 101 "Stolen EHR Charts Sell for \$50 Each on Black Market"; MedScape; April 18, 2014; <http://www.medscape.com/viewarticle/824192>
- 102 <http://www.symantec.com/connect/blogs/underground-black-market-thriving-trade-stolen-data-malware-and-attack-services>
- 103 Ibid
- 104 Ibid
- 105 Ibid
- 106 http://en.wikipedia.org/wiki/Blackhole_exploit_kit
- 107 <http://krebsonsecurity.com/2013/12/meet-paunch-the-accused-author-of-the-blackhole-exploit-kit/>
- 108 <http://www.symantec.com/connect/blogs/snifula-banking-trojan-back-target-japanese-regional-financial-institutions>
- 109 <http://www.symantec.com/connect/blogs/simple-njrat-fuels-nascent-middle-east-cybercrime-scene>
- 110 <http://www.symantec.com/connect/blogs/malicious-links-spammers-change-malware-delivery-tactics>
- 111 <http://www.symantec.com/connect/blogs/windows-8-not-immune-ransomware-0>
- 112 <http://www.symantec.com/connect/blogs/australians-increasingly-hit-global-tide-cryptomware>
- 113 http://www.symantec.com/security_response/writeup.jsp?docid=2013-091122-3112-99
- 114 http://www.symantec.com/security_response/writeup.jsp?docid=2014-032622-1552-99
- 115 http://www.symantec.com/security_response/writeup.jsp?docid=2014-061923-2824-99
- 116 Tor is a combination of software and an open network that protects users against traffic analysis and helps to preserve their anonymity and privacy online. While not inherently criminal, it also helps to protect the anonymity of criminals in this case.
- 117 <http://www.symantec.com/connect/blogs/cryptodefense-cryptolocker-imitator-makes-over-34000-one-month>
- 118 <http://www.symantec.com/connect/blogs/international-takedown-wounds-gameover-zeus-cybercrime-network>
- 119 http://eval.symantec.com/mktginfo/enterprise/white_papers/b-symc_report_on_rogue_security_software_exec_summary_20326021.en-us.pdf
- 120 http://www.symantec.com/content/en/us/enterprise/media/security_response/whitepapers/ransomware-a-growing-menace.pdf
- 121 http://www.symantec.com/security_response/writeup.jsp?docid=2013-091122-3112-99
- 122 http://www.symantec.com/security_response/writeup.jsp?docid=2014-032622-1552-99
- 123 <http://www.symantec.com/connect/blogs/cryptodefense-cryptolocker-imitator-makes-over-34000-one-month>
- 124 <http://www.secureworks.com/cyber-threat-intelligence/threats/cryptowall-ransomware/>
- 125 http://www.symantec.com/security_response/writeup.jsp?docid=2014-050610-2450-99
- 126 http://www.symantec.com/security_response/writeup.jsp?docid=2011-051715-1513-99
- 127 <http://www.symantec.com/connect/blogs/massive-malvertising-campaign-leads-browser-locking-ransomware>
- 128 http://www.symantec.com/security_response/writeup.jsp?docid=2014-060610-5533-99
- 129 http://www.symantec.com/security_response/writeup.jsp?docid=2014-072317-1950-99
- 130 http://www.symantec.com/security_response/writeup.jsp?docid=2014-103005-2209-99
- 131 http://www.symantec.com/security_response/writeup.jsp?docid=2014-080708-1950-99
- 132 <http://www.symantec.com/connect/blogs/international-takedown-wounds-gameover-zeus-cybercrime-network>
- 133 <http://krebsonsecurity.com/2014/06/operation-tovar-targets-gameover-zeus-botnet-cryptolocker-scourge/>
- 134 <http://www.computerweekly.com/news/2240185424/Microsoft-partnership-takes-down-1000-cybercrime-botnets>
- 135 <http://www.computerweekly.com/news/2240215443/RSA-2014-Microsoft-and-partners-defend-botnet-disruption>
- 136 <http://www.thesafemac.com/iworm-method-of-infection-found/>
- 137 <http://www.symantec.com/connect/blogs/does-malware-still-detect-virtual-machines>
- 138 Ibid
- 139 http://www.symantec.com/content/en/us/enterprise/media/security_response/whitepapers/threats_to_virtual_environments.pdf
- 140 Ibid
- 141 <http://www.informationweek.com/software/operating-systems/windows-xp-stayin-alive/d/d-id/1279065>
- 142 For more information about Norton Online Family, please visit <https://onlinefamily.norton.com/>
- 143 <http://www.symantec.com/page.jsp?id=1024-bit-certificate-support>
- 144 <http://www.symantec.com/en/uk/page.jsp?id=sha2-transition>
- 145 <http://www.symantec.com/connect/blogs/introducing-algorithm-agility-ecc-and-dsa>
- 146 <https://ssltools.websecurity.symantec.com/checker/views/certCheck.jsp>
- 147 <http://arstechnica.com/security/2014/08/new-website-aims-to-shame-apps-with-lax-security/>

Credits

Paul Wood, Executive Editor
Ben Nahorney, Editorial Content
Kavitha Chandrasekar, Analyst
Scott Wallace, Graphics & Design
Kevin Haley, Technical Advisor

Contributors

Alejandro Mosquera
Anand Kashyap
Axel Wirth
Bartłomiej Uscilowski
Candid Wueest
David Finn
Dylan Morss
Efrain Ortiz
Gavin O’Gorman
Kent McMullen
Lamine Aouad
Michael Klieman
Nicholas Johnston
Peter Coogan
Pierre-Antoine Vervier
Pravin Bange
Preeti Agarwal
Satnam Narang
Shankar Somasundaram
Slawomir Grzonkowski
Stephen Doherty
Tim Gallo
Vaughn Eisler

With Support From

Albert Cooley
Eric Chien
Gary Krall
Himanshu Dubey
Jason Theodorson
Kevin Thompson
Marianne Davis
Rick Andrews
William Wright

Special Thanks To

Alejandro Borgia
Anna Sampson
Camille Van Duyn
Charlie Treadwell
Cheryl Elliman
Darbi Booher
David Gantman
Fred Unterberger
Gerritt Hoekman
Gina Fiorentino
Jasmin Kohan
Jeff Scheel
Jennifer Duffourg
Jim Kunkle
Linda Smith Munyan
Mara Mort
Mary Verducci
Melissa Orr
Nisha Ramachandran
Piero DePaoli
Solange Deschatres

About Symantec

Symantec Corporation (NASDAQ: SYMC) is an information protection expert that helps people, businesses and governments seeking the freedom to unlock the opportunities technology brings – anytime, anywhere. Founded in April 1982, Symantec, a Fortune 500 company, operating one of the largest global data-intelligence networks, has provided leading security, backup and availability solutions for where vital information is stored, accessed and shared. The company’s more than 20,000 employees reside in more than 50 countries. Ninety-nine percent of Fortune 500 companies are Symantec customers. In fiscal 2014, it recorded revenues of \$6.7 billion. To learn more go to www.symantec.com or connect with Symantec at: go.symantec.com/socialmedia.

More Information

- Symantec Worldwide: <http://www.symantec.com/>
- ISTR and Symantec Intelligence Resources: <http://www.symantec.com/threatreport/>
- Symantec Security Response: http://www.symantec.com/security_response/
- Norton Threat Explorer: http://us.norton.com/security_response/threatexplorer/
- Norton Cybercrime Index: <http://us.norton.com/cybercrimeindex/>

Symantec Corporation World Headquarters

350 Ellis Street

Mountain View, CA 94043 USA

+1 (650) 527 8000

1 (800) 721 3934

www.symantec.com

For specific country offices
and contact numbers,
please visit our website.

For product information in the U.S.,
call toll-free 1 (800) 745 6054.

Copyright © 2015 Symantec Corporation.
All rights reserved. Symantec, the Symantec Logo,
and the Checkmark Logo are trademarks or registered
trademarks of Symantec Corporation or its affiliates in
the U.S. and other countries. Other names may
be trademarks of their respective owners

04/15 21,500-21347932